


نشرة الاسعار المعتمدة لبيع وشراء العملات الرئيسية والذهب لسنة 2026
شهر حزيران

Bulletin the approved prices for buying and selling major currencies and gold
for the year 2026 Month Jun



CENTRAL BANK OF IRAQ

Investment Department

Currency Exchange Rate List

Date as of :

Monday, June 1, 2026

Contact

8165171

www.cbi.iq

Bulltein

The approved prices for buying and selling major currencies and gold

Currency	CCY	Buy price(IQD)	Sell price(IQD)	sell price(IQD)
U.S. dollar	USD	1300	1310	1320
Euro	EUR	1513.980	1525.626	1537.272
Pound Sterling	GBP	1750.190	1763.653	1777.116
Canadian Dollar	CAD	939.510	946.737	953.964
Swiss Franc	CHF	1658.163	1670.918	1683.673
Swedish Krone	SEK	140.326	141.406	142.485
Norwegian Krone	NOK	140.333	141.412	142.492
Danish Krone	DKK	202.574	204.133	205.691
Japanese Yen	JPY	8.153	8.216	8.278
Chinese Yuan	CNY	192.149	193.627	195.105
U.A.E Dirham	AED	353.973	356.696	359.418
Jordanian Dinar	JOD	1836.158	1850.282	1864.407
Australian Dollar	AUD	930.150	937.305	944.460
Saudi Arabian Rial	SAR	346.667	349.333	352.000
Omani Rial	OMR	3381.014	3407.022	3433.030
Indian Rupee	INR	13.700	13.805	13.911
Turkish Lira	TRY	28.325	28.543	28.761
Qatari Riyal	QAR	357.143	359.890	362.637
Special Drawing Rights	SDR	1780.025	1793.718	1807.410
Gold for a 24-ounce	Gold	5,828,277.000		

The prices above are indicative and do not constitute any obligation on the Central Bank of Iraq

* The maximum US\$ selling price by banks and other financial institutions is 1320 Iraqi Dinar/US\$.

Mustafa Qays Abdulrahman
Acting Asst. D.G.



CENTRAL BANK OF IRAQ

Investment Department

Currency Exchange Rate List

Date as of :

Tuesday, June 2, 2026

Contact

8165171

www.cbi.iq

Bulltein

The approved prices for buying and selling major currencies and gold

Currency	CCY	Buy price(IQD)	Sell price(IQD)	sell price(IQD)
U.S. dollar	USD	1300	1310	1320
Euro	EUR	1514.370	1526.019	1537.668
Pound Sterling	GBP	1750.840	1764.308	1777.776
Canadian Dollar	CAD	939.714	946.942	954.171
Swiss Franc	CHF	1654.997	1667.728	1680.458
Swedish Krone	SEK	139.896	140.972	142.048
Norwegian Krone	NOK	140.219	141.298	142.376
Danish Krone	DKK	202.618	204.177	205.736
Japanese Yen	JPY	8.139	8.202	8.264
Chinese Yuan	CNY	192.239	193.718	195.197
U.A.E Dirham	AED	353.982	356.705	359.428
Jordanian Dinar	JOD	1836.158	1850.282	1864.407
Australian Dollar	AUD	931.190	938.353	945.516
Saudi Arabian Rial	SAR	346.667	349.333	352.000
Omani Rial	OMR	3381.014	3407.022	3433.030
Indian Rupee	INR	13.660	13.765	13.870
Turkish Lira	TRY	28.310	28.528	28.746
Qatari Riyal	QAR	357.143	359.890	362.637
Special Drawing Rights	SDR	1779.778	1793.469	1807.159
Gold for a 24-ounce	Gold	5,829,960.500		

The prices above are indicative and do not constitute any obligation on the Central Bank of Iraq

* The maximum US\$ selling price by banks and other financial institutions is 1320 Iraqi Dinar/US\$.

Mustafa Qays Abdulrahman
Acting Asst. D.G.



CENTRAL BANK OF IRAQ

Investment Department

Currency Exchange Rate List

Date as of

Wednesday, June 3, 2026

Contact

8165171

www.cbi.iq

Bulltein


The approved prices for buying and selling major currencies and gold

Currency	CCY	Buy price(IQD)	Sell price(IQD)	sell price(IQD)
U.S. dollar	USD	1300	1310	1320
Euro	EUR	1509.820	1521.434	1533.048
Pound Sterling	GBP	1748.565	1762.016	1775.466
Canadian Dollar	CAD	936.330	943.532	950.735
Swiss Franc	CHF	1647.655	1660.330	1673.004
Swedish Krone	SEK	138.266	139.329	140.393
Norwegian Krone	NOK	139.883	140.959	142.035
Danish Krone	DKK	201.754	203.306	204.858
Japanese Yen	JPY	8.127	8.190	8.252
Chinese Yuan	CNY	191.981	193.458	194.935
U.A.E Dirham	AED	353.934	356.657	359.379
Jordanian Dinar	JOD	1836.158	1850.282	1864.407
Australian Dollar	AUD	931.320	938.484	945.648
Saudi Arabian Rial	SAR	346.667	349.333	352.000
Omani Rial	OMR	3381.014	3407.022	3433.030
Indian Rupee	INR	13.573	13.677	13.782
Turkish Lira	TRY	28.291	28.508	28.726
Qatar Riyal	QAR	357.143	359.890	362.637
Special Drawing Rights	SDR	1777.893	1791.569	1805.245
Gold for a 24-ounce	Gold	5,761,308.020		

The prices above are indicative and do not constitute any obligation on the Central Bank of Iraq

* The maximum US\$ selling price by banks and other financial institutions is 1320 Iraqi Dinar/US\$.

Mustafa Qays Abdulrahman
Acting Asst.D.G



CENTRAL BANK OF IRAQ

Investment Department

Currency Exchange Rate List

Date as of
Sunday, June 7, 2026

Contact

8165171

www.cbi.iq

Bulltein

The approved prices for buying and selling major currencies and gold

Currency	CCY	Buy price(IQD)	Sell price(IQD)	sell price(IQD)
U.S. dollar	USD	1300	1310	1320
Euro	EUR	1513.200	1524.840	1536.48
Pound Sterling	GBP	1751.555	1765.029	1778.502
Canadian Dollar	CAD	933.037	940.214	947.391
Swiss Franc	CHF	1650.584	1663.281	1675.978
Swedish Krone	SEK	139.241	140.312	141.383
Norwegian Krone	NOK	137.681	138.740	139.799
Danish Krone	DKK	200.426	201.967	203.509
Japanese Yen	JPY	8.127	8.190	8.252
Chinese Yuan	CNY	191.944	193.421	194.897
U.A.E Dirham	AED	353.953	356.676	359.399
Jordanian Dinar	JOD	1836.158	1850.282	1864.407
Australian Dollar	AUD	925.730	932.851	939.972
Saudi Arabian Rial	SAR	346.343	349.008	351.672
Omani Rial	OMR	3377.588	3403.570	3429.551
Indian Rupee	INR	13.627	13.732	13.837
Turkish Lira	TRY	28.235	28.453	28.670
Qatar Riyal	QAR	357.457	360.207	362.956
Special Drawing Rights	SDR	1779.362	1793.049	1806.737
Gold for a 24-ounce	Gold	5,627,435.970		

The prices above are indicative and do not constitute any obligation on the Central Bank of Iraq

* The maximum US\$ selling price by banks and other financial institutions is 1320 Iraqi Dinar/US\$.

* The prices are based on closing price on Friday (IMF Bulletin).

Mustafa Qays Abdulrahman
Acting Asst.D.G



CENTRAL BANK OF IRAQ

Investment Department

Currency Exchange Rate List

Date as of
Monday, June 8, 2026

Contact

8165171

www.cbi.iq

Bulltein


The approved prices for buying and selling major currencies and gold

Currency	CCY	Buy price(IQD)	Sell price(IQD)	sell price(IQD)
U.S. dollar	USD	1300	1310	1320
Euro	EUR	1500.200	1511.740	1523.280
Pound Sterling	GBP	1734.330	1747.671	1761.012
Canadian Dollar	CAD	932.100	939.270	946.440
Swiss Franc	CHF	1630.503	1643.045	1655.588
Swedish Krone	SEK	137.900	138.961	140.022
Norwegian Krone	NOK	137.425	138.482	139.539
Danish Krone	DKK	200.602	202.145	203.688
Japanese Yen	JPY	8.107	8.170	8.232
Chinese Yuan	CNY	191.633	193.107	194.581
U.A.E Dirham	AED	353.982	356.705	359.428
Jordanian Dinar	JOD	1836.158	1850.282	1864.407
Australian Dollar	AUD	915.850	922.895	929.940
Saudi Arabian Rial	SAR	346.667	349.333	352.000
Omani Rial	OMR	3381.014	3407.022	3433.030
Indian Rupee	INR	13.596	13.700	13.805
Turkish Lira	TRY	28.201	28.418	28.635
Qatar Riyal	QAR	357.143	359.890	362.637
Special Drawing Rights	SDR	1771.705	1785.334	1798.962
Gold for a 24-ounce	Gold	5,627,167.000		

The prices above are indicative and do not constitute any obligation on the Central Bank of Iraq

* The maximum US\$ selling price by banks and other financial institutions is 1320 Iraqi Dinar/US\$.

Mustafa Qays Abdulrahman
Acting Asst.D.G



CENTRAL BANK OF IRAQ

Investment Department

Currency Exchange Rate List

Date as of

Tuesday, June 9, 2026

Contact

8165171

www.cbi.iq

Bulltein

The approved prices for buying and selling major currencies and gold

Currency	CCY	Buy price(IQD)	Sell price(IQD)	sell price(IQD)
U.S. dollar	USD	1300	1310	1320
Euro	EUR	1504.490	1516.063	1527.636
Pound Sterling	GBP	1741.480	1754.876	1768.272
Canadian Dollar	CAD	932.100	939.270	946.440
Swiss Franc	CHF	1632.756	1645.315	1657.875
Swedish Krone	SEK	138.217	139.280	140.343
Norwegian Krone	NOK	137.591	138.649	139.708
Danish Krone	DKK	201.291	202.840	204.388
Japanese Yen	JPY	8.111	8.174	8.236
Chinese Yuan	CNY	191.958	193.435	194.912
U.A.E Dirham	AED	353.982	356.705	359.428
Jordanian Dinar	JOD	1836.158	1850.282	1864.407
Australian Dollar	AUD	917.540	924.598	931.656
Saudi Arabian Rial	SAR	346.667	349.333	352.000
Omani Rial	OMR	3381.014	3407.022	3433.030
Indian Rupee	INR	13.593	13.698	13.802
Turkish Lira	TRY	28.188	28.405	28.621
Qatar Riyal	QAR	357.143	359.890	362.637
Special Drawing Rights	SDR	1774.630	1788.281	1801.932
Gold for a 24-ounce	Gold	5,541,277.300		

The prices above are indicative and do not constitute any obligation on the Central Bank of Iraq

* The maximum US\$ selling price by banks and other financial institutions is 1320 Iraqi Dinar/US\$.

Mustafa Qays Abdulrahman
Acting Asst.D.G



CENTRAL BANK OF IRAQ

Investment Department

Currency Exchange Rate List

Date as of

Wednesday, June 10, 2026

Contact

8165171

www.cbi.iq

Bulltein


The approved prices for buying and selling major currencies and gold

Currency	CCY	Buy price(IQD)	Sell price(IQD)	sell price(IQD)
U.S. dollar	USD	1300	1310	1320
Euro	EUR	1500.070	1511.609	1523.148
Pound Sterling	GBP	1740.895	1754.287	1767.678
Canadian Dollar	CAD	933.238	940.416	947.595
Swiss Franc	CHF	1627.849	1640.371	1652.893
Swedish Krone	SEK	136.799	137.851	138.904
Norwegian Krone	NOK	136.968	138.021	139.075
Danish Krone	DKK	200.692	202.235	203.779
Japanese Yen	JPY	8.104	8.166	8.228
Chinese Yuan	CNY	191.848	193.324	194.799
U.A.E Dirham	AED	353.982	356.705	359.428
Jordanian Dinar	JOD	1836.158	1850.282	1864.407
Australian Dollar	AUD	912.600	919.620	926.640
Saudi Arabian Rial	SAR	346.667	349.333	352.000
Omani Rial	OMR	3381.014	3407.022	3433.030
Indian Rupee	INR	13.658	13.763	13.868
Turkish Lira	TRY	28.186	28.403	28.619
Qatar Riyal	QAR	357.143	359.890	362.637
Special Drawing Rights	SDR	1773.473	1787.115	1800.757
Gold for a 24-ounce	Gold	5,295,499.170		

The prices above are indicative and do not constitute any obligation on the Central Bank of Iraq

* The maximum US\$ selling price by banks and other financial institutions is 1320 Iraqi Dinar/US\$.

Mustafa Qays Abdulrahman
Acting Asst.D.G



CENTRAL BANK OF IRAQ

Investment Department

Currency Exchange Rate List

Date as of
Thursday June 11, 2026

Contact
8165171
www.cbi.iq

Bulltein
The approved prices for buying and selling major currencies an

Currency	CCY	Buy price(IQD)	Sell price(IQD)	sell price(IQD)
U.S. dollar	USD	1300	1310	1320
Euro	EUR	1499.810	1511.347	1522.884
Pound Sterling	GBP	1736.865	1750.226	1763.586
Canadian Dollar	CAD	929.036	936.182	943.329
Swiss Franc	CHF	1625.711	1638.217	1650.722
Swedish Krone	SEK	136.427	137.476	138.526
Norwegian Krone	NOK	136.477	137.527	138.577
Danish Krone	DKK	200.664	202.207	203.751
Japanese Yen	JPY	8.098	8.160	8.222
Chinese Yuan	CNY	191.822	193.298	194.774
U.A.E Dirham	AED	353.982	356.705	359.428
Jordanian Dinar	JOD	1836.158	1850.282	1864.407
Australian Dollar	AUD	911.040	918.048	925.056
Saudi Arabian Rial	SAR	346.667	349.333	352.000
Omani Rial	OMR	3381.014	3407.022	3433.030
Indian Rupee	INR	13.581	13.686	13.790
Turkish Lira	TRY	28.150	28.367	28.583
Qatar Riyal	QAR	357.143	359.890	362.637
Special Drawing Rights	SDR	1772.121	1785.753	1799.384
Gold for a 24-ounce	Gold	5,477,997.460		

The prices above are indicative and do not constitute any obligation on the Central Bank of Iraq

* The maximum US\$ selling price by banks and other financial institutions is 1320 Iraqi Dinar/US\$.

Mustafa Qays Abdulrahman
Acting Asst.D.G



CENTRAL BANK OF IRAQ

Investment Department

Currency Exchange Rate List

Date as of
sunday June 14, 2026

Contact
8165171
www.cbi.iq

Bulletin
The approved prices for buying and selling major currencies and g

Currency	CCY	Buy price(IQD)	Sell price(IQD)	sell price(IQD)
U.S. dollar	USD	1300	1310	1320
Euro	EUR	1503.710	1515.277	1526.844
Pound Sterling	GBP	1743.300	1756.710	1770.12
Canadian Dollar	CAD	930.099	937.254	944.409
Swiss Franc	CHF	1632.961	1645.522	1658.083
Swedish Krone	SEK	137.602	138.660	139.718
Norwegian Krone	NOK	136.384	137.433	138.482
Danish Krone	DKK	201.182	202.730	204.277
Japanese Yen	JPY	8.116	8.179	8.241
Chinese Yuan	CNY	192.245	193.724	195.203
U.A.E Dirham	AED	353.953	356.676	359.399
Jordanian Dinar	JOD	1836.158	1850.282	1864.407
Australian Dollar	AUD	913.770	920.799	927.828
Saudi Arabian Rial	SAR	346.408	349.073	351.737
Omani Rial	OMR	3376.623	3402.597	3428.571
Indian Rupee	INR	13.629	13.734	13.839
Turkish Lira	TRY	28.102	28.318	28.534
Qatar Riyal	QAR	356.614	359.357	362.100
Special Drawing Rights	SDR	1775.462	1789.119	1802.777
Gold for a 24-ounce	Gold	5,484,401.000		

The prices above are indicative and do not constitute any obligation on the Central Bank of Iraq

* The maximum US\$ selling price by banks and other financial institutions is 1320 Iraqi Dinar/US\$.

* The prices are based on closing price on Friday (IMF Bulletin).

Mustafa Qays Abdulrahman
Acting Asst.D.G



CENTRAL BANK OF IRAQ

Investment Department

Currency Exchange Rate List

Date as of
Monday June 15, 2026

Contact
8165171
www.cbi.iq

Bulltein
The approved prices for buying and selling major currencies an

Currency	CCY	Buy price(IQD)	Sell price(IQD)	sell price(IQD)
U.S. dollar	USD	1300	1310	1320
Euro	EUR	1508.910	1520.517	1532.124
Pound Sterling	GBP	1745.315	1758.741	1772.166
Canadian Dollar	CAD	929.767	936.919	944.071
Swiss Franc	CHF	1639.965	1652.580	1665.195
Swedish Krone	SEK	138.419	139.483	140.548
Norwegian Krone	NOK	136.484	137.534	138.584
Danish Krone	DKK	201.594	203.145	204.696
Japanese Yen	JPY	8.119	8.181	8.244
Chinese Yuan	CNY	192.385	193.864	195.344
U.A.E Dirham	AED	353.973	356.696	359.418
Jordanian Dinar	JOD	1836.158	1850.282	1864.407
Australian Dollar	AUD	920.530	927.611	934.692
Saudi Arabian Rial	SAR	346.667	349.333	352.000
Omani Rial	OMR	3381.014	3407.022	3433.030
Indian Rupee	INR	13.731	13.836	13.942
Turkish Lira	TRY	28.090	28.306	28.522
Qatar Riyal	QAR	357.143	359.890	362.637
Special Drawing Rights	SDR	1777.620	1791.294	1804.968
Gold for a 24-ounce	Gold	5,597,585.500		

The prices above are indicative and do not constitute any obligation on the Central Bank of Iraq

* The maximum US\$ selling price by banks and other financial institutions is 1320 Iraqi Dinar/US\$.

Mustafa Qays Abdulrahman
Acting Asst.D.G



CENTRAL BANK OF IRAQ

Investment Department

Currency Exchange Rate List

Date as of
Wednesday June 17, 2026

Contact
8165171
www.cbi.iq

Bulltein
The approved prices for buying and selling major currencies an

Currency	CCY	Buy price(IQD)	Sell price(IQD)	sell price(IQD)
U.S. dollar	USD	1300	1310	1320
Euro	EUR	1506.830	1518.421	1530.012
Pound Sterling	GBP	1743.560	1756.972	1770.384
Canadian Dollar	CAD	921.986	929.078	936.170
Swiss Franc	CHF	1640.793	1653.414	1666.036
Swedish Krone	SEK	138.356	139.420	140.484
Norwegian Krone	NOK	136.885	137.938	138.991
Danish Krone	DKK	201.585	203.135	204.686
Japanese Yen	JPY	8.105	8.168	8.230
Chinese Yuan	CNY	192.387	193.867	195.347
U.A.E Dirham	AED	353.963	356.686	359.409
Jordanian Dinar	JOD	1836.158	1850.282	1864.407
Australian Dollar	AUD	917.670	924.729	931.788
Saudi Arabian Rial	SAR	346.667	349.333	352.000
Omani Rial	OMR	3381.014	3407.022	3433.030
Indian Rupee	INR	13.775	13.881	13.987
Turkish Lira	TRY	28.054	28.270	28.486
Qatar Riyal	QAR	357.143	359.890	362.637
Special Drawing Rights	SDR	1776.658	1790.325	1803.991
Gold for a 24-ounce	Gold	5,534,981.660		

The prices above are indicative and do not constitute any obligation on the Central Bank of Iraq

* The maximum US\$ selling price by banks and other financial institutions is 1320 Iraqi Dinar/US\$.

Mustafa Qays Abdulrahman
Acting Asst.D.G



CENTRAL BANK OF IRAQ

Investment Department

Currency Exchange Rate List

Date as of
Thursday June 18, 2026

Contact
8165171
www.cbi.iq

Bulltein
The approved prices for buying and selling major currencies an

Currency	CCY	Buy price(IQD)	Sell price(IQD)	sell price(IQD)
U.S. dollar	USD	1300	1310	1320
Euro	EUR	1489.930	1501.391	1512.852
Pound Sterling	GBP	1719.510	1732.737	1745.964
Canadian Dollar	CAD	919.638	926.712	933.786
Swiss Franc	CHF	1617.720	1630.164	1642.608
Swedish Krone	SEK	135.639	136.683	137.726
Norwegian Krone	NOK	134.167	135.199	136.231
Danish Krone	DKK	199.328	200.862	202.395
Japanese Yen	JPY	8.089	8.151	8.214
Chinese Yuan	CNY	192.262	193.741	195.220
U.A.E Dirham	AED	353.982	356.705	359.428
Jordanian Dinar	JOD	1836.158	1850.282	1864.407
Australian Dollar	AUD	914.030	921.061	928.092
Saudi Arabian Rial	SAR	346.667	349.333	352.000
Omani Rial	OMR	3376.974	3402.951	3428.928
Indian Rupee	INR	13.789	13.895	14.001
Turkish Lira	TRY	27.997	28.212	28.427
Qatar Riyal	QAR	357.143	359.890	362.637
Special Drawing Rights	SDR	1767.194	1780.788	1794.382
Gold for a 24-ounce	Gold	5,471,168.040		

The prices above are indicative and do not constitute any obligation on the Central Bank of Iraq

* The maximum US\$ selling price by banks and other financial institutions is 1320 Iraqi Dinar/US\$.


Dr. Mohammed Yunis Salman
Director General



CENTRAL BANK OF IRAQ

Investment Department

Currency Exchange Rate List

Date as of
Sunday June 21, 2026

Contact
8165171
www.cbi.iq

Bulltein
The approved prices for buying and selling major currencies ar

Currency	CCY	Buy price(IQD)	Sell price(IQD)	sell price(IQD)
U.S. dollar	USD	1300	1310	1320
Euro	EUR	1490.840	1502.308	1513.776
Pound Sterling	GBP	1720.160	1733.392	1746.624
Canadian Dollar	CAD	918.598	925.664	932.730
Swiss Franc	CHF	1610.905	1623.296	1635.688
Swedish Krone	SEK	135.933	136.979	138.025
Norwegian Krone	NOK	134.524	135.559	136.594
Danish Krone	DKK	199.518	201.053	202.588
Japanese Yen	JPY	8.061	8.123	8.185
Chinese Yuan	CNY	192.063	193.541	195.018
U.A.E Dirham	AED	353.963	356.686	359.409
Jordanian Dinar	JOD	1836.158	1850.282	1864.407
Australian Dollar	AUD	911.430	918.441	925.452
Saudi Arabian Rial	SAR	346.353	349.017	351.681
Omani Rial	OMR	3376.974	3402.951	3428.928
Indian Rupee	INR	13.783	13.889	13.995
Turkish Lira	TRY	28.000	28.215	28.431
Qatar Riyal	QAR	357.320	360.068	362.817
Special Drawing Rights	SDR	1767.194	1780.788	1794.382
Gold for a 24-ounce	Gold	5,408,000.000		

The prices above are indicative and do not constitute any obligation on the Central Bank of Iraq

* The maximum US\$ selling price by banks and other financial institutions is 1320 Iraqi Dinar/US\$.

* The prices are based on closing price on Friday (IMF Bulletin).

Dr. Mohammed Yunis Salman
Director General



CENTRAL BANK OF IRAQ

Investment Department

Currency Exchange Rate List

Date as of

Monday, June 22, 2026

Contact

8165171

www.cbi.iq

Bulltein

The approved prices for buying and selling major currencies and gold

Currency	CCY	Buy price(IQD)	Sell price(IQD)	sell price(IQD)
U.S. dollar	USD	1300	1310	1320
Euro	EUR	1489.280	1500.736	1512.192
Pound Sterling	GBP	1720.745	1733.982	1747.218
Canadian Dollar	CAD	917.949	925.011	932.072
Swiss Franc	CHF	1609.110	1621.488	1633.866
Swedish Krone	SEK	135.414	136.455	137.497
Norwegian Krone	NOK	134.484	135.518	136.553
Danish Krone	DKK	198.786	200.315	201.844
Japanese Yen	JPY	8.046	8.108	8.170
Chinese Yuan	CNY	191.814	193.289	194.765
U.A.E Dirham	AED	353.953	356.676	359.399
Jordanian Dinar	JOD	1836.158	1850.282	1864.407
Australian Dollar	AUD	910.520	917.524	924.528
Saudi Arabian Rial	SAR	346.667	349.333	352.000
Omani Rial	OMR	3381.014	3407.022	3433.030
Indian Rupee	INR	13.758	13.863	13.969
Turkish Lira	TRY	27.980	28.196	28.411
Qatari Riyal	QAR	357.143	359.890	362.637
Special Drawing Rights	SDR	1766.284	1779.871	1793.458
Gold for a 24-ounce	Gold	5,447,562.380		

The prices above are indicative and do not constitute any obligation on the Central Bank of Iraq

* The maximum US\$ selling price by banks and other financial institutions is 1320 Iraqi Dinar/US\$.

Dr. Mohammed Yunis Salman
Director General



CENTRAL BANK OF IRAQ

Investment Department

Currency Exchange Rate List

Date as of

Tuesday, June 23, 2026

Contact

8165171

www.cbi.iq

Bulltein

The approved prices for buying and selling major currencies and gold

Currency	CCY	Buy price(IQD)	Sell price(IQD)	sell price(IQD)
U.S. dollar	USD	1300	1310	1320
Euro	EUR	1480.960	1492.352	1503.744
Pound Sterling	GBP	1718.795	1732.017	1745.238
Canadian Dollar	CAD	915.042	922.081	929.119
Swiss Franc	CHF	1604.542	1616.885	1629.227
Swedish Krone	SEK	133.921	134.951	135.981
Norwegian Krone	NOK	132.905	133.928	134.950
Danish Krone	DKK	198.125	199.649	201.174
Japanese Yen	JPY	8.045	8.106	8.168
Chinese Yuan	CNY	191.551	193.025	194.498
U.A.E Dirham	AED	353.982	356.705	359.428
Jordanian Dinar	JOD	1836.158	1850.282	1864.407
Australian Dollar	AUD	905.320	912.284	919.248
Saudi Arabian Rial	SAR	346.667	349.333	352.000
Omani Rial	OMR	3381.014	3407.022	3433.030
Indian Rupee	INR	13.727	13.832	13.938
Turkish Lira	TRY	27.977	28.193	28.408
Qatari Riyal	QAR	357.143	359.890	362.637
Special Drawing Rights	SDR	1763.398	1776.963	1790.527
Gold for a 24-ounce	Gold	5,340,850.710		

The prices above are indicative and do not constitute any obligation on the Central Bank of Iraq

* The maximum US\$ selling price by banks and other financial institutions is 1320 Iraqi Dinar/US\$.

Dr. Mohammed Yunis Salman
Director General