

نشرة الاسعار المعتمدة لبيع وشراء العملات الرئيسية والذهب لسنة 2026
شهر أيار

Bulletin the approved prices for buying and selling major currencies and gold
for the year 2026 Month May



CENTRAL BANK OF IRAQ

Investment Department

Currency Exchange Rate List

Date as of

Sunday, May 3, 2026

Contact

8165171

www.cbi.iq

Bulltein

The approved prices for buying and selling major currencies and gold

Currency	CCY	Buy price(IQD)	Sell price(IQD)	sell price(IQD)
U.S. dollar	USD	1300	1310	1320
Euro	EUR	1523.600	1535.320	1547.04
Pound Sterling	GBP	1768.585	1782.190	1795.794
Canadian Dollar	CAD	957.572	964.938	972.304
Swiss Franc	CHF	1663.468	1676.264	1689.060
Swedish Krone	SEK	141.413	142.501	143.589
Norwegian Krone	NOK	140.421	141.501	142.581
Danish Krone	DKK	203.925	205.493	207.062
Japanese Yen	JPY	8.271	8.335	8.399
Chinese Yuan	CNY	190.412	191.877	193.341
U.A.E Dirham	AED	353.944	356.666	359.389
Jordanian Dinar	JOD	1836.158	1850.282	1864.407
Australian Dollar	AUD	934.830	942.021	949.212
Saudi Arabian Rial	SAR	346.630	349.296	351.962
Omani Rial	OMR	3376.711	3402.686	3428.660
Indian Rupee	INR	13.700	13.805	13.911
Turkish Lira	TRY	28.782	29.003	29.225
Qatari Riyal	QAR	357.006	359.752	362.498
Special Drawing Rights	SDR	1786.070	1799.809	1813.548
Gold for a 24-ounce	Gold	5,997,706.130		

The prices above are indicative and do not constitute any obligation on the Central Bank of Iraq

* The maximum US\$ selling price by banks and other financial institutions is 1320 Iraqi Dinar/US\$.

* The prices are based on closing price on Friday (IMF Bulletin).

Mustafa Qays Abdulrahman
Acting Asst.D.G



CENTRAL BANK OF IRAQ

Investment Department

Currency Exchange Rate List

Date as of :

Monday, May 4, 2026

Contact

8165171

www.cbi.iq


Bulltein

The approved prices for buying and selling major currencies and gold

Currency	CCY	Buy price(IQD)	Sell price(IQD)	sell price(IQD)
U.S. dollar	USD	1300	1310	1320
Euro	EUR	1521.000	1532.700	1544.400
Pound Sterling	GBP	1759.030	1772.561	1786.092
Canadian Dollar	CAD	954.198	961.538	968.878
Swiss Franc	CHF	1659.010	1671.771	1684.533
Swedish Krone	SEK	140.378	141.458	142.538
Norwegian Krone	NOK	140.469	141.550	142.630
Danish Krone	DKK	203.545	205.111	206.676
Japanese Yen	JPY	8.269	8.332	8.396
Chinese Yuan	CNY	190.337	191.801	193.265
U.A.E Dirham	AED	353.982	356.705	359.428
Jordanian Dinar	JOD	1836.158	1850.282	1864.407
Australian Dollar	AUD	937.040	944.248	951.456
Saudi Arabian Rial	SAR	346.667	349.333	352.000
Omani Rial	OMR	3381.014	3407.022	3433.030
Indian Rupee	INR	13.692	13.798	13.903
Turkish Lira	TRY	28.773	28.994	29.216
Qatari Riyal	QAR	357.143	359.890	362.637
Special Drawing Rights	SDR	1782.703	1796.416	1810.129
Gold for a 24-ounce	Gold	5,876,519.870		

The prices above are indicative and do not constitute any obligation on the Central Bank of Iraq

* The maximum US\$ selling price by banks and other financial institutions is 1320 Iraqi Dinar/US\$.


Dr. Mohammed Yunis Salman
Director General



CENTRAL BANK OF IRAQ

Investment Department

Currency Exchange Rate List

Date as of :

Tuesday, May 5, 2026

Contact

8165171

www.cbi.iq

Bulltein

The approved prices for buying and selling major currencies and gold

Currency	CCY	Buy price(IQD)	Sell price(IQD)	sell price(IQD)
U.S. dollar	USD	1300	1310	1320
Euro	EUR	1519.180	1530.866	1542.552
Pound Sterling	GBP	1760.785	1774.330	1787.874
Canadian Dollar	CAD	954.689	962.033	969.377
Swiss Franc	CHF	1660.493	1673.266	1686.039
Swedish Krone	SEK	140.146	141.224	142.302
Norwegian Krone	NOK	140.594	141.675	142.757
Danish Krone	DKK	203.293	204.857	206.421
Japanese Yen	JPY	8.235	8.298	8.361
Chinese Yuan	CNY	190.337	191.801	193.265
U.A.E Dirham	AED	353.982	356.705	359.428
Jordanian Dinar	JOD	1836.158	1850.282	1864.407
Australian Dollar	AUD	928.330	935.471	942.612
Saudi Arabian Rial	SAR	346.667	349.333	352.000
Omani Rial	OMR	3381.014	3407.022	3433.030
Indian Rupee	INR	13.633	13.737	13.842
Turkish Lira	TRY	28.753	28.974	29.196
Qatari Riyal	QAR	357.143	359.890	362.637
Special Drawing Rights	SDR	1781.910	1795.617	1809.324
Gold for a 24-ounce	Gold	5,922,852.000		

The prices above are indicative and do not constitute any obligation on the Central Bank of Iraq

* The maximum US\$ selling price by banks and other financial institutions is 1320 Iraqi Dinar/US\$.

Dr. Mohammed Yunis Salman
Director General



CENTRAL BANK OF IRAQ

Investment Department

Currency Exchange Rate List

Date as of :

Wednesday, May 6, 2026

Contact

8165171

www.cbi.iq

Bulltein


The approved prices for buying and selling major currencies and gold

Currency	CCY	Buy price(IQD)	Sell price(IQD)	sell price(IQD)
U.S. dollar	USD	1300	1310	1320
Euro	EUR	1529.060	1540.822	1552.584
Pound Sterling	GBP	1772.680	1786.316	1799.952
Canadian Dollar	CAD	953.638	960.974	968.310
Swiss Franc	CHF	1669.449	1682.291	1695.133
Swedish Krone	SEK	141.142	142.228	143.313
Norwegian Krone	NOK	140.307	141.386	142.466
Danish Krone	DKK	204.625	206.199	207.773
Japanese Yen	JPY	8.313	8.376	8.440
Chinese Yuan	CNY	190.733	192.200	193.668
U.A.E Dirham	AED	353.982	356.705	359.428
Jordanian Dinar	JOD	1836.158	1850.282	1864.407
Australian Dollar	AUD	942.240	949.488	956.736
Saudi Arabian Rial	SAR	346.667	349.333	352.000
Omani Rial	OMR	3381.014	3407.022	3433.030
Indian Rupee	INR	13.661	13.766	13.871
Turkish Lira	TRY	28.757	28.978	29.199
Qatari Riyal	QAR	357.143	359.890	362.637
Special Drawing Rights	SDR	1790.022	1803.791	1817.561
Gold for a 24-ounce	Gold	6,095,765.000		

The prices above are indicative and do not constitute any obligation on the Central Bank of Iraq

* The maximum US\$ selling price by banks and other financial institutions is 1320 Iraqi Dinar/US\$.


Dr. Mohammed Yunis Salman
Director General



CENTRAL BANK OF IRAQ

Investment Department

Currency Exchange Rate List

Date as of
Thursday, May 7, 2026

Contact

8165171

www.cbi.iq

Bulltein

The approved prices for buying and selling major currencies and gold

Currency	CCY	Buy price(IQD)	Sell price(IQD)	sell price(IQD)
U.S. dollar	USD	1300	1310	1320
Euro	EUR	1530.100	1541.870	1553.640
Pound Sterling	GBP	1770.860	1784.482	1798.104
Canadian Dollar	CAD	951.405	958.724	966.042
Swiss Franc	CHF	1666.453	1679.272	1692.091
Swedish Krone	SEK	141.349	142.436	143.523
Norwegian Krone	NOK	140.796	141.879	142.962
Danish Krone	DKK	204.760	206.335	207.910
Japanese Yen	JPY	8.315	8.379	8.443
Chinese Yuan	CNY	191.120	192.590	194.061
U.A.E Dirham	AED	353.982	356.705	359.428
Jordanian Dinar	JOD	1836.158	1850.282	1864.407
Australian Dollar	AUD	942.110	949.357	956.604
Saudi Arabian Rial	SAR	346.667	349.333	352.000
Omani Rial	OMR	3381.014	3407.022	3433.030
Indian Rupee	INR	13.717	13.822	13.928
Turkish Lira	TRY	28.703	28.923	29.144
Qatar Riyal	QAR	357.143	359.890	362.637
Special Drawing Rights	SDR	1788.657	1802.416	1816.175
Gold for a 24-ounce	Gold	6,090,731.010		

The prices above are indicative and do not constitute any obligation on the Central Bank of Iraq

* The maximum US\$ selling price by banks and other financial institutions is 1320 Iraqi Dinar/US\$.

Dr. Mohammed Yunis Salman
Director General



CENTRAL BANK OF IRAQ

Investment Department

Currency Exchange Rate List

Date as of
Sunday, May 10, 2026

Contact

8165171

www.cbi.iq

Bulltein


The approved prices for buying and selling major currencies and gold

Currency	CCY	Buy price(IQD)	Sell price(IQD)	sell price(IQD)
U.S. dollar	USD	1300	1310	1320
Euro	EUR	1528.930	1540.691	1552.452
Pound Sterling	GBP	1768.455	1782.059	1795.662
Canadian Dollar	CAD	949.876	957.183	964.489
Swiss Franc	CHF	1674.610	1687.492	1700.374
Swedish Krone	SEK	141.019	142.104	143.189
Norwegian Krone	NOK	141.286	142.373	143.460
Danish Krone	DKK	204.605	206.179	207.753
Japanese Yen	JPY	8.281	8.344	8.408
Chinese Yuan	CNY	191.087	192.556	194.026
U.A.E Dirham	AED	353.963	356.686	359.409
Jordanian Dinar	JOD	1836.158	1850.282	1864.407
Australian Dollar	AUD	939.250	946.475	953.700
Saudi Arabian Rial	SAR	346.537	349.203	351.869
Omani Rial	OMR	3377.676	3403.658	3429.640
Indian Rupee	INR	13.766	13.872	13.978
Turkish Lira	TRY	28.669	28.890	29.110
Qatar Riyal	QAR	357.467	360.217	362.966
Special Drawing Rights	SDR	1787.929	1801.682	1815.436
Gold for a 24-ounce	Gold	6,128,738.980		

The prices above are indicative and do not constitute any obligation on the Central Bank of Iraq

* The maximum US\$ selling price by banks and other financial institutions is 1320 Iraqi Dinar/US\$.

* The prices are based on closing price on Friday (IMF Bulletin).


Dr. Mohammed Yunis Salman
Director General



CENTRAL BANK OF IRAQ

Investment Department

Currency Exchange Rate List

Date as of
Monday, May 11, 2026

Contact
8165171
www.cbi.iq

Bulltein
The approved prices for buying and selling major currencies and gold

Currency	CCY	Buy price(IQD)	Sell price(IQD)	sell price(IQD)
U.S. dollar	USD	1300	1310	1320
Euro	EUR	1529.450	1541.215	1552.980
Pound Sterling	GBP	1766.375	1779.963	1793.55
Canadian Dollar	CAD	951.196	958.513	965.830
Swiss Franc	CHF	1669.878	1682.723	1695.568
Swedish Krone	SEK	140.620	141.701	142.783
Norwegian Krone	NOK	141.257	142.343	143.430
Danish Krone	DKK	204.673	206.247	207.822
Japanese Yen	JPY	8.280	8.344	8.408
Chinese Yuan	CNY	191.292	192.763	194.235
U.A.E Dirham	AED	353.982	356.705	359.428
Jordanian Dinar	JOD	1836.158	1850.282	1864.407
Australian Dollar	AUD	940.030	947.261	954.492
Saudi Arabian Rial	SAR	346.667	349.333	352.000
Omani Rial	OMR	3381.014	3407.022	3433.030
Indian Rupee	INR	13.655	13.760	13.865
Turkish Lira	TRY	28.674	28.894	29.115
Qatar Riyal	QAR	357.143	359.890	362.637
Special Drawing Rights	SDR	1787.968	1801.722	1815.475
Gold for a 24-ounce	Gold	6,154,316.220		

The prices above are indicative and do not constitute any obligation on the Central Bank of Iraq

* The maximum US\$ selling price by banks and other financial institutions is 1320 Iraqi Dinar/US\$.


Dr. Mohammed Yunis Salman
Director General

CENTRAL BANK OF IRAQ

Investment Department

Currency Exchange Rate List

Date as of
Tuesday, May 12, 2026

Contact
8165171
www.cbi.iq


Bulltein
The approved prices for buying and selling major currencies and gold

Currency	CCY	Buy price(IQD)	Sell price(IQD)	sell price(IQD)
U.S. dollar	USD	1300	1310	1320
Euro	EUR	1525.940	1537.678	1549.416
Pound Sterling	GBP	1759.225	1772.758	1786.29
Canadian Dollar	CAD	949.390	956.693	963.996
Swiss Franc	CHF	1664.320	1677.122	1689.924
Swedish Krone	SEK	140.078	141.156	142.233
Norwegian Krone	NOK	141.671	142.761	143.850
Danish Krone	DKK	204.197	205.768	207.339
Japanese Yen	JPY	8.244	8.307	8.371
Chinese Yuan	CNY	191.309	192.780	194.252
U.A.E Dirham	AED	353.982	356.705	359.428
Jordanian Dinar	JOD	1836.158	1850.282	1864.407
Australian Dollar	AUD	940.030	947.261	954.492
Saudi Arabian Rial	SAR	346.667	349.333	352.000
Omani Rial	OMR	3381.014	3407.022	3433.030
Indian Rupee	INR	13.605	13.709	13.814
Turkish Lira	TRY	28.648	28.868	29.088
Qatar Riyal	QAR	357.143	359.890	362.637
Special Drawing Rights	SDR	1785.745	1799.482	1813.218
Gold for a 24-ounce	Gold	6,127,746.170		

The prices above are indicative and do not constitute any obligation on the Central Bank of Iraq

* The maximum US\$ selling price by banks and other financial institutions is 1320 Iraqi Dinar/US\$.

Dr. Mohammed Yunis Salman
Director General



CENTRAL BANK OF IRAQ

Investment Department

Currency Exchange Rate List

Date as of
Wednesday, May 13, 2026

Contact

8165171
www.cbi.iq

Bulltein

The approved prices for buying and selling major currencies and gold

Currency	CCY	Buy price(IQD)	Sell price(IQD)	sell price(IQD)
U.S. dollar	USD	1300	1310	1320
Euro	EUR	1522.950	1534.665	1546.380
Pound Sterling	GBP	1755.845	1769.352	1782.858
Canadian Dollar	CAD	948.697	955.995	963.293
Swiss Franc	CHF	1663.255	1676.049	1688.843
Swedish Krone	SEK	139.528	140.602	141.675
Norwegian Krone	NOK	141.782	142.873	143.963
Danish Krone	DKK	203.771	205.339	206.906
Japanese Yen	JPY	8.240	8.303	8.367
Chinese Yuan	CNY	191.430	192.902	194.375
U.A.E Dirham	AED	353.982	356.705	359.428
Jordanian Dinar	JOD	1836.158	1850.282	1864.407
Australian Dollar	AUD	941.200	948.440	955.680
Saudi Arabian Rial	SAR	346.667	349.333	352.000
Omani Rial	OMR	3381.014	3407.022	3433.030
Indian Rupee	INR	13.591	13.695	13.800
Turkish Lira	TRY	28.627	28.848	29.068
Qatar Riyal	QAR	357.143	359.890	362.637
Special Drawing Rights	SDR	1784.016	1797.739	1811.462
Gold for a 24-ounce	Gold	6,093,667.450		

The prices above are indicative and do not constitute any obligation on the Central Bank of Iraq

* The maximum US\$ selling price by banks and other financial institutions is 1320 Iraqi Dinar/US\$.

Dr. Mohammed Yunis Salman
Director General



CENTRAL BANK OF IRAQ

Investment Department

Currency Exchange Rate List

Date as of
Thursday, May 14, 2026


Contact
8165171
www.cbi.iq


Bulltein
The approved prices for buying and selling major currencies and gold

Currency	CCY	Buy price(IQD)	Sell price(IQD)	sell price(IQD)
U.S. dollar	USD	1300	1310	1320
Euro	EUR	1521.260	1532.962	1544.664
Pound Sterling	GBP	1756.560	1770.072	1783.584
Canadian Dollar	CAD	947.177	954.463	961.749
Swiss Franc	CHF	1659.221	1671.985	1684.748
Swedish Krone	SEK	138.936	140.005	141.074
Norwegian Krone	NOK	140.992	142.076	143.161
Danish Krone	DKK	203.027	204.588	206.150
Japanese Yen	JPY	8.236	8.299	8.362
Chinese Yuan	CNY	191.520	192.993	194.467
U.A.E Dirham	AED	353.982	356.705	359.428
Jordanian Dinar	JOD	1836.158	1850.282	1864.407
Australian Dollar	AUD	943.540	950.798	958.056
Saudi Arabian Rial	SAR	346.667	349.333	352.000
Omani Rial	OMR	3381.014	3407.022	3433.030
Indian Rupee	INR	13.577	13.681	13.785
Turkish Lira	TRY	28.617	28.838	29.058
Qatar Riyal	QAR	357.143	359.890	362.637
Special Drawing Rights	SDR	1783.977	1797.700	1811.423
Gold for a 24-ounce	Gold	6,044,317.630		

The prices above are indicative and do not constitute any obligation on the Central Bank of Iraq

* The maximum US\$ selling price by banks and other financial institutions is 1320 Iraqi Dinar/US\$.


Dr. Mohammed Yunis Salman
Director General



CENTRAL BANK OF IRAQ

Investment Department

Currency Exchange Rate List

Date as of
Sunday May 17, 2026

Contact
8165171
www.cbi.iq

Bulltein
The approved prices for buying and selling major currencies and c

Currency	CCY	Buy price(IQD)	Sell price(IQD)	sell price(IQD)
U.S. dollar	USD	1300	1310	1320
Euro	EUR	1511.640	1523.268	1534.896
Pound Sterling	GBP	1739.725	1753.108	1766.49
Canadian Dollar	CAD	945.317	952.589	959.860
Swiss Franc	CHF	1657.740	1670.492	1683.244
Swedish Krone	SEK	137.647	138.706	139.765
Norwegian Krone	NOK	139.386	140.458	141.531
Danish Krone	DKK	202.240	203.796	205.352
Japanese Yen	JPY	8.202	8.265	8.328
Chinese Yuan	CNY	191.078	192.548	194.018
U.A.E Dirham	AED	353.963	356.686	359.409
Jordanian Dinar	JOD	1836.158	1850.282	1864.407
Australian Dollar	AUD	930.800	937.960	945.120
Saudi Arabian Rial	SAR	346.436	349.101	351.765
Omani Rial	OMR	3377.676	3403.658	3429.640
Indian Rupee	INR	13.552	13.656	13.761
Turkish Lira	TRY	28.578	28.797	29.017
Qatar Riyal	QAR	357.300	360.048	362.797
Special Drawing Rights	SDR	1778.790	1792.473	1806.156
Gold for a 24-ounce	Gold	5,899,419.630		

The prices above are indicative and do not constitute any obligation on the Central Bank of Iraq

* The maximum US\$ selling price by banks and other financial institutions is 1320 Iraqi Dinar/US\$.

* The prices are based on closing price on Friday (IMF Bulletin).

Dr. Mohammed Yunis Salman
Director General



CENTRAL BANK OF IRAQ

Investment Department

Currency Exchange Rate List

Date as of
Monday, May 18, 2026

Contact
8165171
www.cbi.iq

Bulltein
The approved prices for buying and selling major currencies an

Currency	CCY	Buy price(IQD)	Sell price(IQD)	sell price(IQD)
U.S. dollar	USD	1300	1310	1320
Euro	EUR	1514.240	1525.888	1537.536
Pound Sterling	GBP	1735.305	1748.654	1762.002
Canadian Dollar	CAD	946.212	953.490	960.769
Swiss Franc	CHF	1653.734	1666.455	1679.176
Swedish Krone	SEK	138.331	139.395	140.459
Norwegian Krone	NOK	140.201	141.279	142.358
Danish Krone	DKK	202.618	204.177	205.736
Japanese Yen	JPY	8.179	8.242	8.304
Chinese Yuan	CNY	191.106	192.576	194.046
U.A.E Dirham	AED	353.982	356.705	359.428
Jordanian Dinar	JOD	1836.158	1850.282	1864.407
Australian Dollar	AUD	927.160	934.292	941.424
Saudi Arabian Rial	SAR	346.667	349.333	352.000
Omani Rial	OMR	3381.014	3407.022	3433.030
Indian Rupee	INR	13.500	13.604	13.708
Turkish Lira	TRY	28.526	28.746	28.965
Qatar Riyal	QAR	357.143	359.890	362.637
Special Drawing Rights	SDR	1777.022	1790.691	1804.361
Gold for a 24-ounce	Gold	5,935,776.470		

The prices above are indicative and do not constitute any obligation on the Central Bank of Iraq

* The maximum US\$ selling price by banks and other financial institutions is 1320 Iraqi Dinar/US\$.

Dr. Mohammed Yunis Salman
Director General



CENTRAL BANK OF IRAQ

Investment Department

Currency Exchange Rate List

Date as of
Tuesday, May 19, 2026

Contact
8165171
www.cbi.iq

Bulltein
The approved prices for buying and selling major currencies an

Currency	CCY	Buy price(IQD)	Sell price(IQD)	sell price(IQD)
U.S. dollar	USD	1300	1310	1320
Euro	EUR	1510.600	1522.220	1533.840
Pound Sterling	GBP	1742.845	1756.252	1769.658
Canadian Dollar	CAD	945.867	953.143	960.419
Swiss Franc	CHF	1651.633	1664.337	1677.042
Swedish Krone	SEK	138.473	139.538	140.603
Norwegian Krone	NOK	140.345	141.424	142.504
Danish Krone	DKK	202.140	203.694	205.249
Japanese Yen	JPY	8.177	8.240	8.302
Chinese Yuan	CNY	191.070	192.539	194.009
U.A.E Dirham	AED	353.982	356.705	359.428
Jordanian Dinar	JOD	1836.158	1850.282	1864.407
Australian Dollar	AUD	927.160	934.292	941.424
Saudi Arabian Rial	SAR	346.667	349.333	352.000
Omani Rial	OMR	3381.014	3407.022	3433.030
Indian Rupee	INR	13.493	13.597	13.701
Turkish Lira	TRY	28.524	28.744	28.963
Qatar Riyal	QAR	357.143	359.890	362.637
Special Drawing Rights	SDR	1777.048	1790.718	1804.387
Gold for a 24-ounce	Gold	5,825,659.320		

The prices above are indicative and do not constitute any obligation on the Central Bank of Iraq

* The maximum US\$ selling price by banks and other financial institutions is 1320 Iraqi Dinar/US\$.


Dr. Mohammed Yunis Salman
Director General



CENTRAL BANK OF IRAQ

Investment Department

Currency Exchange Rate List

Date as of
Wednesday, May 20, 2026

Contact
8165171
www.cbi.iq

Bulltein
The approved prices for buying and selling major currencies an

Currency	CCY	Buy price(IQD)	Sell price(IQD)	sell price(IQD)
U.S. dollar	USD	1300	1310	1320
Euro	EUR	1508.000	1519.600	1531.200
Pound Sterling	GBP	1741.480	1754.876	1768.272
Canadian Dollar	CAD	945.386	952.658	959.930
Swiss Franc	CHF	1646.299	1658.963	1671.627
Swedish Krone	SEK	138.635	139.701	140.768
Norwegian Krone	NOK	140.097	141.174	142.252
Danish Krone	DKK	201.788	203.340	204.893
Japanese Yen	JPY	8.176	8.239	8.302
Chinese Yuan	CNY	191.011	192.480	193.949
U.A.E Dirham	AED	353.982	356.705	359.428
Jordanian Dinar	JOD	1836.158	1850.282	1864.407
Australian Dollar	AUD	923.390	930.493	937.596
Saudi Arabian Rial	SAR	346.667	349.333	352.000
Omani Rial	OMR	3381.014	3407.022	3433.030
Indian Rupee	INR	13.424	13.527	13.630
Turkish Lira	TRY	28.516	28.736	28.955
Qatar Riyal	QAR	357.143	359.890	362.637
Special Drawing Rights	SDR	1776.099	1789.761	1803.424
Gold for a 24 ounce	Gold	5,906,588.740		

The prices above are indicative and do not constitute any obligation on the Central Bank of Iraq

* The maximum US\$ selling price by banks and other financial institutions is 1320 Iraqi Dinar/US\$.


Dr. Mohammed Yunis Salman
Director General



CENTRAL BANK OF IRAQ

Investment Department

Currency Exchange Rate List

Date as of

Thursday, May 21, 2026

Contact

8165171

www.cbi.iq

Bulltein

The approved prices for buying and selling major currencies and gold

Currency	CCY	Buy price(IQD)	Sell price(IQD)	sell price(IQD)
U.S. dollar	USD	1300	1310	1320
Euro	EUR	1507.870	1519.469	1531.068
Pound Sterling	GBP	1745.315	1758.741	1772.166
Canadian Dollar	CAD	943.191	950.446	957.702
Swiss Franc	CHF	1650.165	1662.859	1675.552
Swedish Krone	SEK	138.827	139.895	140.963
Norwegian Krone	NOK	140.824	141.907	142.990
Danish Krone	DKK	201.776	203.328	204.880
Japanese Yen	JPY	8.183	8.246	8.309
Chinese Yuan	CNY	191.087	192.556	194.026
U.A.E Dirham	AED	353.982	356.705	359.428
Jordanian Dinar	JOD	1836.158	1850.282	1864.407
Australian Dollar	AUD	926.250	933.375	940.500
Saudi Arabian Rial	SAR	346.667	349.333	352.000
Omani Rial	OMR	3381.014	3407.022	3433.030
Indian Rupee	INR	13.497	13.601	13.705
Turkish Lira	TRY	28.526	28.746	28.965
Qatari Riyal	QAR	357.143	359.890	362.637
Special Drawing Rights	SDR	1776.723	1790.390	1804.057
Gold for a 24-ounce	Gold	5,907,200.000		

The prices above are indicative and do not constitute any obligation on the Central Bank of Iraq

* The maximum US\$ selling price by banks and other financial institutions is 1320 Iraqi Dinar/US\$.

Mustafa Qays Abdulrahman
Acting Asst.D.G



CENTRAL BANK OF IRAQ

Investment Department

Currency Exchange Rate List

Date as of
Sunday, May 24, 2026

Contact
8165171
www.cbi.iq

Bulltein
The approved prices for buying and selling major currencies and gold

Currency	CCY	Buy price(IQD)	Sell price(IQD)	sell price(IQD)
U.S. dollar	USD	1300	1310	1320
Euro	EUR	1507.350	1518.945	1530.54
Pound Sterling	GBP	1745.055	1758.479	1771.902
Canadian Dollar	CAD	940.666	947.902	955.137
Swiss Franc	CHF	1652.367	1665.078	1677.788
Swedish Krone	SEK	138.677	139.744	140.811
Norwegian Krone	NOK	140.486	141.567	142.647
Danish Krone	DKK	201.704	203.255	204.807
Japanese Yen	JPY	8.174	8.236	8.299
Chinese Yuan	CNY	191.326	192.797	194.269
U.A.E Dirham	AED	353.992	356.715	359.438
Jordanian Dinar	JOD	1836.158	1850.282	1864.407
Australian Dollar	AUD	928.070	935.209	942.348
Saudi Arabian Rial	SAR	346.436	349.101	351.765
Omani Rial	OMR	3376.799	3402.774	3428.750
Indian Rupee	INR	13.547	13.652	13.756
Turkish Lira	TRY	28.442	28.661	28.880
Qatari Riyal	QAR	357.006	359.752	362.498
Special Drawing Rights	SDR	1776.359	1790.023	1803.688
Gold for a 24-ounce	Gold	5,861,345.750		

The prices above are indicative and do not constitute any obligation on the Central Bank of Iraq

* The maximum US\$ selling price by banks and other financial institutions is 1320 Iraqi Dinar/US\$.

* The prices are based on closing price on Friday (IMF Bulletin).


Dr. Mohammed Yunis Salman
Director General



CENTRAL BANK OF IRAQ

Investment Department

Currency Exchange Rate List

Date as of :

Monday, May 25, 2026

Contact

8165171

www.cbi.iq

Bulltein


The approved prices for buying and selling major currencies and gold

Currency	CCY	Buy price(IQD)	Sell price(IQD)	sell price(IQD)
U.S. dollar	USD	1300	1310	1320
Euro	EUR	1513.590	1525.233	1536.876
Pound Sterling	GBP	1755.130	1768.631	1782.132
Canadian Dollar	CAD	942.234	949.482	956.730
Swiss Franc	CHF	1661.554	1674.335	1687.117
Swedish Krone	SEK	140.128	141.206	142.284
Norwegian Krone	NOK	140.963	142.047	143.131
Danish Krone	DKK	202.609	204.168	205.726
Japanese Yen	JPY	8.182	8.245	8.308
Chinese Yuan	CNY	191.622	193.096	194.570
U.A.E Dirham	AED	354.050	356.773	359.497
Jordanian Dinar	JOD	1836.158	1850.282	1864.407
Australian Dollar	AUD	932.490	939.663	946.836
Saudi Arabian Rial	SAR	346.454	349.119	351.784
Omani Rial	OMR	3376.799	3402.774	3428.750
Indian Rupee	INR	13.651	13.756	13.861
Turkish Lira	TRY	28.467	28.686	28.905
Qatari Riyal	QAR	356.653	359.396	362.140
Special Drawing Rights	SDR	1776.359	1790.023	1803.688
Gold for a 24-ounce	Gold	5,941,728.000		

The prices above are indicative and do not constitute any obligation on the Central Bank of Iraq

* The maximum US\$ selling price by banks and other financial institutions is 1320 Iraqi Dinar/US\$.

Mustafa Qays Abdulrahman
Acting Asst. D.G.



CENTRAL BANK OF IRAQ

Investment Department

Currency Exchange Rate List

Date as of

Sunday, May 31, 2026

Contact

8165171

www.cbi.iq

Bulltein

The approved prices for buying and selling major currencies and gold

Currency	CCY	Buy price(IQD)	Sell price(IQD)	sell price(IQD)
U.S. dollar	USD	1300	1310	1320
Euro	EUR	1513.720	1525.364	1537.008
Pound Sterling	GBP	1744.275	1757.693	1771.11
Canadian Dollar	CAD	942.166	949.413	956.660
Swiss Franc	CHF	1660.281	1673.052	1685.824
Swedish Krone	SEK	140.524	141.604	142.685
Norwegian Krone	NOK	140.504	141.585	142.666
Danish Krone	DKK	202.555	204.113	205.672
Japanese Yen	JPY	8.161	8.223	8.286
Chinese Yuan	CNY	192.066	193.544	195.021
U.A.E Dirham	AED	353.973	356.696	359.418
Jordanian Dinar	JOD	1836.158	1850.282	1864.407
Australian Dollar	AUD	931.320	938.484	945.648
Saudi Arabian Rial	SAR	346.436	349.101	351.765
Omani Rial	OMR	3381.014	3407.022	3433.030
Indian Rupee	INR	13.684	13.789	13.895
Turkish Lira	TRY	28.420	28.639	28.858
Qatari Riyal	QAR	357.398	360.147	362.897
Special Drawing Rights	SDR	1779.375	1793.063	1806.750
Gold for a 24-ounce	Gold	5,896,561.970		

The prices above are indicative and do not constitute any obligation on the Central Bank of Iraq

* The maximum US\$ selling price by banks and other financial institutions is 1320 Iraqi Dinar/US\$.

* The prices are based on closing price on Friday (IMF Bulletin).

Mustafa Qays Abdulrahman
Acting Asst.D.G