

نشرة الاسعار المعتمدة لبيع وشراء العملات الرئيسية والذهب لسنة 2026
شهر نيسان

Bulletin the approved prices for buying and selling major currencies and gold
for the year 2026 Month April



CENTRAL BANK OF IRAQ

Investment Department

Currency Exchange Rate List

Date as of

Sunday, April 5, 2016

Contact

8165171

www.cbi.iq

Bulltein

The approved prices for buying and selling major currencies and gold

Currency	CCY	Buy price(IQD)	Sell price(IQD)	sell price(IQD) ²
U.S. dollar	USD	1300	1310	1320
Euro	EUR	1496.950	1508.465	1519.98
Pound Sterling	GBP	1714.570	1727.759	1740.948
Canadian Dollar	CAD	932.167	939.337	946.508
Swiss Franc	CHF	1623.377	1635.864	1648.352
Swedish Krone	SEK	137.323	138.380	139.436
Norwegian Krone	NOK	133.848	134.878	135.907
Danish Krone	DKK	200.392	201.933	203.474
Japanese Yen	JPY	8.144	8.206	8.269
Chinese Yuan	CNY	189.003	190.457	191.911
U.A.E Dirham	AED	353.973	356.696	359.418
Jordanian Dinar	JOD	1836.158	1850.282	1864.407
Australian Dollar	AUD	895.700	902.590	909.480
Saudi Arabian Rial	SAR	346.242	348.905	351.569
Omani Rial	OMR	3377.062	3403.039	3429.017
Indian Rupee	INR	14.025	14.133	14.241
Turkish Lira	TRY	29.159	29.384	29.608
Special Drawing Rights	SDR	1767.233	1780.827	1794.421
Gold for a 24-ounce	Gold	6,078,372.170		

The prices above are indicative and do not constitute any obligation on the Central Bank of Iraq

* The maximum US\$ selling price by banks and other financial institutions is 1320 Iraqi Dinar/US\$.

* The prices are based on closing price on Friday (IMF Bulletin).

Dr. Mohammed Yunis Salman

Director General



CENTRAL BANK OF IRAQ

Investment Department

Currency Exchange Rate List

Date as of :

Monday, April 6, 2026

Contact

8165171

www.cbi.iq

Bulltein


The approved prices for buying and selling major currencies and gold

Currency	CCY	Buy price(IQD)	Sell price(IQD)	sell price(IQD)
U.S. dollar	USD	1300	1310	1320
Euro	EUR	1500.330	1511.871	1523.412
Pound Sterling	GBP	1720.160	1733.392	1746.624
Canadian Dollar	CAD	934.647	941.836	949.026
Swiss Franc	CHF	1628.869	1641.398	1653.928
Swedish Krone	SEK	137.643	138.702	139.761
Norwegian Krone	NOK	133.928	134.958	135.989
Danish Krone	DKK	200.797	202.342	203.886
Japanese Yen	JPY	8.147	8.210	8.273
Chinese Yuan	CNY	188.888	190.341	191.794
U.A.E Dirham	AED	353.982	356.705	359.428
Jordanian Dinar	JOD	1836.158	1850.282	1864.407
Australian Dollar	AUD	899.080	905.996	912.912
Saudi Arabian Rial	SAR	346.667	349.333	352.000
Omani Rial	OMR	3381.014	3407.022	3433.030
Indian Rupee	INR	13.970	14.077	14.185
Turkish Lira	TRY	29.168	29.392	29.617
Special Drawing Rights	SDR	1769.144	1782.753	1796.362
Gold for a 24-ounce	Gold	6,041,604.010		

The prices above are indicative and do not constitute any obligation on the Central Bank of Iraq

* The maximum US\$ selling price by banks and other financial institutions is 1320 Iraqi Dinar/US\$.

Mustafa Qays Abdulrahman
Acting Asst. Director General



CENTRAL BANK OF IRAQ

Investment Department

Currency Exchange Rate List

Date as of :

Tuesday, April 7, 2026

Contact

8165171

www.cbi.iq

Bulltein

The approved prices for buying and selling major currencies and gold

Currency	CCY	Buy price(IQD)	Sell price(IQD)	sell price(IQD)
U.S. dollar	USD	1300	1310	1320
Euro	EUR	1502.410	1513.967	1525.524
Pound Sterling	GBP	1721.525	1734.768	1748.01
Canadian Dollar	CAD	936.195	943.396	950.598
Swiss Franc	CHF	1625.406	1637.909	1650.413
Swedish Krone	SEK	136.707	137.759	138.810
Norwegian Krone	NOK	134.347	135.381	136.414
Danish Krone	DKK	201.058	202.604	204.151
Japanese Yen	JPY	8.135	8.198	8.260
Chinese Yuan	CNY	189.284	190.740	192.196
U.A.E Dirham	AED	353.982	356.705	359.428
Jordanian Dinar	JOD	1836.158	1850.282	1864.407
Australian Dollar	AUD	899.080	905.996	912.912
Saudi Arabian Rial	SAR	346.667	349.333	352.000
Omani Rial	OMR	3381.014	3407.022	3433.030
Indian Rupee	INR	13.984	14.092	14.199
Turkish Lira	TRY	29.165	29.390	29.614
Qatari Riyal	QAR	357.143	359.890	362.637
Special Drawing Rights	SDR	1769.872	1783.486	1797.101
Gold for a 24-ounce	Gold	6,113,256.370		

The prices above are indicative and do not constitute any obligation on the Central Bank of Iraq

* The maximum US\$ selling price by banks and other financial institutions is 1320 Iraqi Dinar/US\$.

Dr. Mohammed Younis Salman

Director General



CENTRAL BANK OF IRAQ

Investment Department

Currency Exchange Rate List

Date as of :

Wednesday, April 8, 2026

Contact

8165171

www.cbi.iq

Bulltein

The approved prices for buying and selling major currencies and gold

Currency	CCY	Buy price(IQD)	Sell price(IQD)	sell price(IQD)
U.S. dollar	USD	1300	1310	1320
Euro	EUR	1521.780	1533.486	1545.192
Pound Sterling	GBP	1747.265	1760.706	1774.146
Canadian Dollar	CAD	938.560	945.780	953.000
Swiss Franc	CHF	1648.700	1661.382	1674.065
Swedish Krone	SEK	141.115	142.200	143.286
Norwegian Krone	NOK	136.440	137.490	138.539
Danish Krone	DKK	203.644	205.210	206.777
Japanese Yen	JPY	8.194	8.257	8.320
Chinese Yuan	CNY	190.465	191.930	193.395
U.A.E Dirham	AED	353.982	356.705	359.428
Jordanian Dinar	JOD	1836.158	1850.282	1864.407
Australian Dollar	AUD	919.360	926.432	933.504
Saudi Arabian Rial	SAR	346.667	349.333	352.000
Omani Rial	OMR	3381.014	3407.022	3433.030
Indian Rupee	INR	14.045	14.153	14.261
Turkish Lira	TRY	29.203	29.427	29.652
Qatari Riyal	QAR	357.143	359.890	362.637
Special Drawing Rights	SDR	1780.649	1794.346	1808.044
Gold for a 24-ounce	Gold	6,130,956.780		

The prices above are indicative and do not constitute any obligation on the Central Bank of Iraq

* The maximum US\$ selling price by banks and other financial institutions is 1320 Iraqi Dinar/US\$.

Dr. Mohammed Younis Salman
Director General



CENTRAL BANK OF IRAQ

Investment Department

Currency Exchange Rate List

Date as of
Thursday, April 9, 2026

Contact
8165171
www.cbi.iq

Bulltein
The approved prices for buying and selling major currencies and gold

Currency	CCY	Buy price(IQD)	Sell price(IQD)	sell price(IQD)
U.S. dollar	USD	1300	1310	1320
Euro	EUR	1519.050	1530.735	1542.420
Pound Sterling	GBP	1742.325	1755.728	1769.13
Canadian Dollar	CAD	940.598	947.833	955.068
Swiss Franc	CHF	1642.244	1654.876	1667.509
Swedish Krone	SEK	139.663	140.738	141.812
Norwegian Krone	NOK	136.526	137.576	138.626
Danish Krone	DKK	203.567	205.133	206.699
Japanese Yen	JPY	8.183	8.246	8.309
Chinese Yuan	CNY	190.120	191.582	193.045
U.A.E Dirham	AED	353.934	356.657	359.379
Jordanian Dinar	JOD	1836.158	1850.282	1864.407
Australian Dollar	AUD	914.680	921.716	928.752
Saudi Arabian Rial	SAR	346.667	349.333	352.000
Omani Rial	OMR	3381.014	3407.022	3433.030
Indian Rupee	INR	14.022	14.130	14.238
Turkish Lira	TRY	29.173	29.398	29.622
Qatar Riyal	QAR	357.143	359.890	362.637
Special Drawing Rights	SDR	1778.556	1792.237	1805.918
Gold for a 24-ounce	Gold	6,192,710.550		

The prices above are indicative and do not constitute any obligation on the Central Bank of Iraq

* The maximum US\$ selling price by banks and other financial institutions is 1320 Iraqi Dinar/US\$.


Dr. Mohammed Yunis Salman
Director General



CENTRAL BANK OF IRAQ

Investment Department

Currency Exchange Rate List

Date as of
Sunday, April 12, 2026

Contact

8165171

www.cbi.iq

Bulltein


The approved prices for buying and selling major currencies and gold

Currency	CCY	Buy price(IQD)	Sell price(IQD)	sell price(IQD)
U.S. dollar	USD	1300	1310	1320
Euro	EUR	1522.430	1534.141	1545.852
Pound Sterling	GBP	1746.875	1760.313	1773.75
Canadian Dollar	CAD	940.325	947.559	954.792
Swiss Franc	CHF	1647.029	1659.698	1672.368
Swedish Krone	SEK	140.497	141.578	142.659
Norwegian Krone	NOK	136.952	138.005	139.059
Danish Krone	DKK	203.733	205.300	206.867
Japanese Yen	JPY	8.164	8.227	8.290
Chinese Yuan	CNY	190.200	191.663	193.126
U.A.E Dirham	AED	353.934	356.657	359.379
Jordanian Dinar	JOD	1836.158	1850.282	1864.407
Australian Dollar	AUD	919.230	926.301	933.372
Saudi Arabian Rial	SAR	346.436	349.101	351.765
Omani Rial	OMR	3377.852	3403.835	3429.819
Indian Rupee	INR	14.031	14.139	14.247
Turkish Lira	TRY	29.145	29.369	29.593
Qatar Riyal	QAR	356.653	359.396	362.140
Special Drawing Rights	SDR	1781.182	1794.883	1808.585
Gold for a 24-ounce	Gold	6,171,734.790		

The prices above are indicative and do not constitute any obligation on the Central Bank of Iraq

* The maximum US\$ selling price by banks and other financial institutions is 1320 Iraqi Dinar/US\$.

* The prices are based on closing price on Friday (IMF Bulletin).


Dr. Mohammed Yunis Salman
Director General



CENTRAL BANK OF IRAQ

Investment Department

Currency Exchange Rate List

Date as of

Monday, April 13, 2026

Contact

8165171

www.cbi.iq

Bulltein

The approved prices for buying and selling major currencies and gold

Currency	CCY	Buy price(IQD)	Sell price(IQD)	sell price(IQD)
U.S. dollar	USD	1300	1310	1320
Euro	EUR	1518.920	1530.604	1542.288
Pound Sterling	GBP	1746.420	1759.854	1773.288
Canadian Dollar	CAD	941.211	948.451	955.691
Swiss Franc	CHF	1645.570	1658.228	1670.886
Swedish Krone	SEK	139.453	140.526	141.598
Norwegian Krone	NOK	136.864	137.917	138.969
Danish Krone	DKK	203.262	204.825	206.389
Japanese Yen	JPY	8.133	8.195	8.258
Chinese Yuan	CNY	190.220	191.683	193.146
U.A.E Dirham	AED	353.982	356.705	359.428
Jordanian Dinar	JOD	1836.158	1850.282	1864.407
Australian Dollar	AUD	915.200	922.240	929.280
Saudi Arabian Rial	SAR	346.667	349.333	352.000
Omani Rial	OMR	3381.014	3407.022	3433.030
Indian Rupee	INR	13.923	14.030	14.138
Turkish Lira	TRY	29.108	29.332	29.556
Qatar Riyal	QAR	357.143	359.890	362.637
Special Drawing Rights	SDR	1779.830	1793.521	1807.212
Gold for a 24-ounce	Gold	6,160,931.660		

The prices above are indicative and do not constitute any obligation on the Central Bank of Iraq

* The maximum US\$ selling price by banks and other financial institutions is 1320 Iraqi Dinar/US\$.

Dr. Mohammed Yunis Salman

Director General



CENTRAL BANK OF IRAQ

Investment Department

Currency Exchange Rate List

Date as of

Tuesday, April 14, 2026

Contact

8165171

www.cbi.iq

Bulltein

The approved prices for buying and selling major currencies and gold


Currency	CCY	Buy price(IQD)	Sell price(IQD)	sell price(IQD)
U.S. dollar	USD	1300	1310	1320
Euro	EUR	1533.090	1544.883	1556.676
Pound Sterling	GBP	1762.865	1776.426	1789.986
Canadian Dollar	CAD	944.973	952.242	959.512
Swiss Franc	CHF	1665.172	1677.981	1690.790
Swedish Krone	SEK	141.979	143.071	144.163
Norwegian Krone	NOK	138.104	139.166	140.229
Danish Krone	DKK	205.161	206.739	208.317
Japanese Yen	JPY	8.165	8.228	8.291
Chinese Yuan	CNY	190.708	192.175	193.642
U.A.E Dirham	AED	353.982	356.705	359.428
Jordanian Dinar	JOD	1836.158	1850.282	1864.407
Australian Dollar	AUD	920.790	927.873	934.956
Saudi Arabian Rial	SAR	346.667	349.333	352.000
Omani Rial	OMR	3381.014	3407.022	3433.030
Indian Rupee	INR	13.957	14.064	14.171
Turkish Lira	TRY	29.071	29.294	29.518
Qatar Riyal	QAR	357.143	359.890	362.637
Special Drawing Rights	SDR	1787.292	1801.040	1814.789
Gold for a 24-ounce	Gold	6,292,442.000		

The prices above are indicative and do not constitute any obligation on the Central Bank of Iraq

* The maximum US\$ selling price by banks and other financial institutions is 1320 Iraqi Dinar/US\$.

Dr. Mohammed Yunis Salman

Director General



CENTRAL BANK OF IRAQ

Investment Department

Currency Exchange Rate List

Date as of

Wednesday, April 15, 2026

Contact

8165171

www.cbi.iq

Bulltein

The approved prices for buying and selling major currencies and gold

Currency	CCY	Buy price(IQD)	Sell price(IQD)	sell price(IQD)
U.S. dollar	USD	1300	1310	1320
Euro	EUR	1531.400	1543.180	1554.960
Pound Sterling	GBP	1761.240	1774.788	1788.336
Canadian Dollar	CAD	945.730	953.005	960.279
Swiss Franc	CHF	1663.255	1676.049	1688.843
Swedish Krone	SEK	141.143	142.229	143.314
Norwegian Krone	NOK	137.716	138.776	139.835
Danish Krone	DKK	204.924	206.501	208.077
Japanese Yen	JPY	8.183	8.246	8.309
Chinese Yuan	CNY	190.663	192.130	193.597
U.A.E Dirham	AED	353.982	356.705	359.428
Jordanian Dinar	JOD	1836.158	1850.282	1864.407
Australian Dollar	AUD	927.940	935.078	942.216
Saudi Arabian Rial	SAR	346.667	349.333	352.000
Omani Rial	OMR	3381.014	3407.022	3433.030
Indian Rupee	INR	13.920	14.027	14.135
Turkish Lira	TRY	29.058	29.281	29.505
Qatar Riyal	QAR	357.143	359.890	362.637
Special Drawing Rights	SDR	1785.901	1799.639	1813.376
Gold for a 24-ounce	Gold	6,226,922.000		

The prices above are indicative and do not constitute any obligation on the Central Bank of Iraq

* The maximum US\$ selling price by banks and other financial institutions is 1320 Iraqi Dinar/US\$.

Dr. Mohammed Yunis Salman

Director General



CENTRAL BANK OF IRAQ

Investment Department

Currency Exchange Rate List

Date as of
Thursday, April 16, 2026

Contact
8165171
www.cbi.iq

Bulltein

The approved prices for buying and selling major currencies and gold

Currency	CCY	Buy price(IQD)	Sell price(IQD)	sell price(IQD)
U.S. dollar	USD	1300	1310	1320
Euro	EUR	1531.660	1543.442	1555.224
Pound Sterling	GBP	1760.785	1774.330	1787.874
Canadian Dollar	CAD	948.213	955.507	962.801
Swiss Franc	CHF	1659.221	1671.985	1684.748
Swedish Krone	SEK	141.768	142.858	143.949
Norwegian Krone	NOK	138.637	139.704	140.770
Danish Krone	DKK	204.957	206.533	208.110
Japanese Yen	JPY	8.188	8.251	8.314
Chinese Yuan	CNY	190.691	192.158	193.625
U.A.E Dirham	AED	353.982	356.705	359.428
Jordanian Dinar	JOD	1836.158	1850.282	1864.407
Australian Dollar	AUD	934.570	941.759	948.948
Saudi Arabian Rial	SAR	346.667	349.333	352.000
Omani Rial	OMR	3381.014	3407.022	3433.030
Indian Rupee	INR	13.928	14.035	14.142
Turkish Lira	TRY	29.015	29.238	29.462
Qatar Riyal	QAR	357.143	359.890	362.637
Special Drawing Rights	SDR	1785.953	1799.691	1813.429
Gold for a 24-ounce	Gold	6,224,114.000		

The prices above are indicative and do not constitute any obligation on the Central Bank of Iraq

* The maximum US\$ selling price by banks and other financial institutions is 1320 Iraqi Dinar/US\$.

Dr. Mohammed Yunis Salman
Director General



CENTRAL BANK OF IRAQ

Investment Department

Currency Exchange Rate List

Date as of
Sunday, April 19, 2026

Contact
8165171
www.cbi.iq

Bulltein
The approved prices for buying and selling major currencies and gold

Currency	CCY	Buy price(IQD)	Sell price(IQD)	sell price(IQD)
U.S. dollar	USD	1300	1310	1320
Euro	EUR	1533.610	1545.407	1557.204
Pound Sterling	GBP	1758.055	1771.579	1785.102
Canadian Dollar	CAD	950.918	958.233	965.548
Swiss Franc	CHF	1661.130	1673.907	1686.685
Swedish Krone	SEK	141.962	143.054	144.146
Norwegian Krone	NOK	139.204	140.275	141.346
Danish Krone	DKK	205.209	206.788	208.366
Japanese Yen	JPY	8.150	8.213	8.276
Chinese Yuan	CNY	190.401	191.865	193.330
U.A.E Dirham	AED	354.031	356.754	359.477
Jordanian Dinar	JOD	1836.158	1850.282	1864.407
Australian Dollar	AUD	932.100	939.270	946.440
Saudi Arabian Rial	SAR	346.574	349.240	351.906
Omani Rial	OMR	3377.676	3403.658	3429.640
Indian Rupee	INR	14.020	14.128	14.236
Turkish Lira	TRY	28.987	29.210	29.433
Qatar Riyal	QAR	356.604	359.347	362.090
Special Drawing Rights	SDR	1786.135	1799.875	1813.614
Gold for a 24-ounce	Gold	6,276,790.390		

The prices above are indicative and do not constitute any obligation on the Central Bank of Iraq

* The maximum US\$ selling price by banks and other financial institutions is 1320 Iraqi Dinar/US\$.

* The prices are based on closing price on Friday (IMF Bulletin).

Mustafa Qays Abdulrahman
Acting Asst.D.G



CENTRAL BANK OF IRAQ

Investment Department

Currency Exchange Rate List

Date as of
Monday, April 20, 2026

Contact
8165171
www.cbi.iq


Bulltein
The approved prices for buying and selling major currencies and gold

Currency	CCY	Buy price(IQD)	Sell price(IQD)	sell price(IQD)
U.S. dollar	USD	1300	1310	1320
Euro	EUR	1528.800	1540.560	1552.320
Pound Sterling	GBP	1757.340	1770.858	1784.376
Canadian Dollar	CAD	951.684	959.004	966.325
Swiss Franc	CHF	1664.107	1676.907	1689.708
Swedish Krone	SEK	141.970	143.062	144.154
Norwegian Krone	NOK	139.304	140.376	141.447
Danish Krone	DKK	204.567	206.140	207.714
Japanese Yen	JPY	8.177	8.240	8.303
Chinese Yuan	CNY	190.613	192.079	193.546
U.A.E Dirham	AED	353.982	356.705	359.428
Jordanian Dinar	JOD	1836.158	1850.282	1864.407
Australian Dollar	AUD	929.370	936.519	943.668
Saudi Arabian Rial	SAR	346.667	349.333	352.000
Omani Rial	OMR	3381.014	3407.022	3433.030
Indian Rupee	INR	13.968	14.076	14.183
Turkish Lira	TRY	28.973	29.196	29.419
Qatar Riyal	QAR	357.143	359.890	362.637
Special Drawing Rights	SDR	1785.394	1799.128	1812.862
Gold for a 24-ounce	Gold	6,265,534.730		

The prices above are indicative and do not constitute any obligation on the Central Bank of Iraq

* The maximum US\$ selling price by banks and other financial institutions is 1320 Iraqi Dinar/US\$.

Dr. Mohammed Yunis Salman
Director General



CENTRAL BANK OF IRAQ

Investment Department

Currency Exchange Rate List

Date as of
Tuesday, April 21, 2026

Contact
8165171
www.cbi.iq

Bulltein
The approved prices for buying and selling major currencies and gold

Currency	CCY	Buy price(IQD)	Sell price(IQD)	sell price(IQD)
U.S. dollar	USD	1300	1310	1320
Euro	EUR	1529.710	1541.477	1553.244
Pound Sterling	GBP	1756.235	1769.745	1783.254
Canadian Dollar	CAD	952.172	959.496	966.820
Swiss Franc	CHF	1666.667	1679.487	1692.308
Swedish Krone	SEK	142.305	143.400	144.495
Norwegian Krone	NOK	139.483	140.556	141.629
Danish Krone	DKK	204.686	206.260	207.835
Japanese Yen	JPY	8.177	8.240	8.303
Chinese Yuan	CNY	190.739	192.206	193.673
U.A.E Dirham	AED	353.982	356.705	359.428
Jordanian Dinar	JOD	1836.158	1850.282	1864.407
Australian Dollar	AUD	931.580	938.746	945.912
Saudi Arabian Rial	SAR	346.667	349.333	352.000
Omani Rial	OMR	3381.014	3407.022	3433.030
Indian Rupee	INR	13.913	14.020	14.127
Turkish Lira	TRY	28.978	29.201	29.424
Qatar Riyal	QAR	357.143	359.890	362.637
Special Drawing Rights	SDR	1784.588	1798.316	1812.043
Gold for a 24-ounce	Gold	6,125,167.100		

The prices above are indicative and do not constitute any obligation on the Central Bank of Iraq

* The maximum US\$ selling price by banks and other financial institutions is 1320 Iraqi Dinar/US\$.


Dr. Mohammed Yunis Salman
Director General



CENTRAL BANK OF IRAQ

Investment Department

Currency Exchange Rate List

Date as of

Wednesday, April 22, 2026

Contact

8165171

www.cbi.iq

Bulltein

The approved prices for buying and selling major currencies and gold

Currency	CCY	Buy price(IQD)	Sell price(IQD)	sell price(IQD)
U.S. dollar	USD	1300	1310	1320
Euro	EUR	1525.290	1537.023	1548.756
Pound Sterling	GBP	1757.470	1770.989	1784.508
Canadian Dollar	CAD	950.918	958.233	965.548
Swiss Franc	CHF	1664.959	1677.766	1690.574
Swedish Krone	SEK	141.545	142.634	143.723
Norwegian Krone	NOK	139.780	140.856	141.931
Danish Krone	DKK	204.094	205.664	207.234
Japanese Yen	JPY	8.166	8.229	8.291
Chinese Yuan	CNY	190.582	192.048	193.514
U.A.E Dirham	AED	353.982	356.705	359.428
Jordanian Dinar	JOD	1836.158	1850.282	1864.407
Australian Dollar	AUD	932.100	939.270	946.440
Saudi Arabian Rial	SAR	346.667	349.333	352.000
Omani Rial	OMR	3381.014	3407.022	3433.030
Indian Rupee	INR	13.854	13.961	14.067
Turkish Lira	TRY	28.942	29.164	29.387
Qatar Riyal	QAR	357.143	359.890	362.637
Special Drawing Rights	SDR	1783.821	1797.543	1811.264
Gold for a 24-ounce	Gold	6,159,114.000		

The prices above are indicative and do not constitute any obligation on the Central Bank of Iraq

* The maximum US\$ selling price by banks and other financial institutions is 1320 Iraqi Dinar/US\$.

Mustafa Qays Abdulrahman
Acting Asst.D.G



CENTRAL BANK OF IRAQ

Investment Department

Currency Exchange Rate List

Date as of

Thursday, April 23, 2026

Contact

8165171

www.cbi.iq

Bulltein

The approved prices for buying and selling major currencies and gold

Currency	CCY	Buy price(IQD)	Sell price(IQD)	sell price(IQD)
U.S. dollar	USD	1300	1310	1320
Euro	EUR	1520.220	1531.914	1543.608
Pound Sterling	GBP	1753.115	1766.601	1780.086
Canadian Dollar	CAD	949.113	956.414	963.715
Swiss Franc	CHF	1654.786	1667.515	1680.244
Swedish Krone	SEK	141.029	142.114	143.198
Norwegian Krone	NOK	139.304	140.376	141.447
Danish Krone	DKK	203.427	204.992	206.557
Japanese Yen	JPY	8.160	8.223	8.286
Chinese Yuan	CNY	190.236	191.700	193.163
U.A.E Dirham	AED	353.982	356.705	359.428
Jordanian Dinar	JOD	1836.158	1850.282	1864.407
Australian Dollar	AUD	930.150	937.305	944.460
Saudi Arabian Rial	SAR	346.667	349.333	352.000
Omani Rial	OMR	3381.014	3407.022	3433.030
Indian Rupee	INR	13.818	13.924	14.031
Turkish Lira	TRY	28.903	29.125	29.347
Qatari Riyal	QAR	357.143	359.890	362.637
Special Drawing Rights	SDR	1779.570	1793.259	1806.948
Gold for a 24-ounce	Gold	6,100,499.470		

The prices above are indicative and do not constitute any obligation on the Central Bank of Iraq

* The maximum US\$ selling price by banks and other financial institutions is 1320 Iraqi Dinar/US\$.


Dr. Mohammed Yunis Salman

Director General



CENTRAL BANK OF IRAQ

Investment Department

Currency Exchange Rate List

Date as of

Sunday, April 26, 2026

Contact

8165171

www.cbi.iq

Bulltein

The approved prices for buying and selling major currencies and gold

Currency	CCY	Buy price(IQD)	Sell price(IQD)	sell price(IQD)
U.S. dollar	USD	1300	1310	1320
Euro	EUR	1522.560	1534.272	1545.984
Pound Sterling	GBP	1753.830	1767.321	1780.812
Canadian Dollar	CAD	950.431	957.742	965.053
Swiss Franc	CHF	1653.944	1666.667	1679.389
Swedish Krone	SEK	140.717	141.800	142.882
Norwegian Krone	NOK	139.015	140.084	141.154
Danish Krone	DKK	203.743	205.310	206.877
Japanese Yen	JPY	8.135	8.198	8.260
Chinese Yuan	CNY	190.220	191.683	193.146
U.A.E Dirham	AED	353.982	356.705	359.428
Jordanian Dinar	JOD	1836.158	1850.282	1864.407
Australian Dollar	AUD	926.640	933.768	940.896
Saudi Arabian Rial	SAR	346.602	349.268	351.934
Omani Rial	OMR	3377.676	3403.658	3429.640
Indian Rupee	INR	13.786	13.892	13.999
Turkish Lira	TRY	28.894	29.116	29.338
Qatari Riyal	QAR	356.653	359.396	362.140
Special Drawing Rights	SDR	1780.688	1794.386	1808.083
Gold for a 24-ounce	Gold	6,121,291.800		

The prices above are indicative and do not constitute any obligation on the Central Bank of Iraq

* The maximum US\$ selling price by banks and other financial institutions is 1320 Iraqi Dinar/US\$.

* The prices are based on closing price on Friday (IMF Bulletin).

Dr. Mohammed Yunis Salman

Director General



CENTRAL BANK OF IRAQ

Investment Department

Currency Exchange Rate List

Date as of

Monday, April 27 2026

Contact

8165171

www.cbi.iq

Bulltein

The approved prices for buying and selling major currencies and gold

Currency	CCY	Buy price(IQD)	Sell price(IQD)	sell price(IQD)
U.S. dollar	USD	1300	1310	1320
Euro	EUR	1527.370	1539.119	1550.868
Pound Sterling	GBP	1762.735	1776.295	1789.854
Canadian Dollar	CAD	954.829	962.174	969.519
Swiss Franc	CHF	1657.952	1670.705	1683.459
Swedish Krone	SEK	141.120	142.206	143.291
Norwegian Krone	NOK	140.015	141.092	142.169
Danish Krone	DKK	204.396	205.968	207.541
Japanese Yen	JPY	8.149	8.212	8.274
Chinese Yuan	CNY	190.473	191.939	193.404
U.A.E Dirham	AED	353.982	356.705	359.428
Jordanian Dinar	JOD	1836.158	1850.282	1864.407
Australian Dollar	AUD	933.920	941.104	948.288
Saudi Arabian Rial	SAR	346.667	349.333	352.000
Omani Rial	OMR	3381.014	3407.022	3433.030
Indian Rupee	INR	13.798	13.904	14.010
Turkish Lira	TRY	28.868	29.090	29.312
Qatari Riyal	QAR	357.143	359.890	362.637
Special Drawing Rights	SDR	1784.354	1798.080	1811.806
Gold for a 24-ounce	Gold	6,086,405.130		

The prices above are indicative and do not constitute any obligation on the Central Bank of Iraq

* The maximum US\$ selling price by banks and other financial institutions is 1320 Iraqi Dinar/US\$.

Dr. Mohammed Yunis Salman

Director General



CENTRAL BANK OF IRAQ

Investment Department

Currency Exchange Rate List

Date as of

Tuesday, April 28, 2026

Contact

8165171

www.cbi.iq

Bulltein

The approved prices for buying and selling major currencies and gold

Currency	CCY	Buy price(IQD)	Sell price(IQD)	sell price(IQD)
U.S. dollar	USD	1300	1310	1320
Euro	EUR	1518.400	1530.080	1541.760
Pound Sterling	GBP	1753.050	1766.535	1780.02
Canadian Dollar	CAD	950.431	957.742	965.053
Swiss Franc	CHF	1646.403	1659.068	1671.733
Swedish Krone	SEK	139.964	141.041	142.117
Norwegian Krone	NOK	139.714	140.789	141.864
Danish Krone	DKK	203.204	204.767	206.331
Japanese Yen	JPY	8.151	8.214	8.276
Chinese Yuan	CNY	190.170	191.633	193.095
U.A.E Dirham	AED	353.982	356.705	359.428
Jordanian Dinar	JOD	1836.158	1850.282	1864.407
Australian Dollar	AUD	932.360	939.532	946.704
Saudi Arabian Rial	SAR	346.667	349.333	352.000
Omani Rial	OMR	3381.014	3407.022	3433.030
Indian Rupee	INR	13.754	13.859	13.965
Turkish Lira	TRY	28.858	29.080	29.302
Qatari Riyal	QAR	357.143	359.890	362.637
Special Drawing Rights	SDR	1780.142	1793.835	1807.529
Gold for a 24-ounce	Gold	5,972,863.000		

The prices above are indicative and do not constitute any obligation on the Central Bank of Iraq

* The maximum US\$ selling price by banks and other financial institutions is 1320 Iraqi Dinar/US\$.

Dr. Mohammed Yunis Salman

Director General



CENTRAL BANK OF IRAQ

Investment Department

Currency Exchange Rate List

Date as of

Wednesday, April 29, 2026

Contact

8165171

www.cbi.iq

Bulltein

The approved prices for buying and selling major currencies and gold

Currency	CCY	Buy price(IQD)	Sell price(IQD)	sell price(IQD)
U.S. dollar	USD	1300	1310	1320
Euro	EUR	1521.780	1533.486	1545.192
Pound Sterling	GBP	1756.560	1770.072	1783.584
Canadian Dollar	CAD	950.153	957.462	964.771
Swiss Franc	CHF	1646.820	1659.488	1672.156
Swedish Krone	SEK	140.379	141.459	142.539
Norwegian Krone	NOK	140.101	141.179	142.257
Danish Krone	DKK	203.647	205.213	206.780
Japanese Yen	JPY	8.105	8.168	8.230
Chinese Yuan	CNY	190.314	191.778	193.242
U.A.E Dirham	AED	353.982	356.705	359.428
Jordanian Dinar	JOD	1836.158	1850.282	1864.407
Australian Dollar	AUD	931.060	938.222	945.384
Saudi Arabian Rial	SAR	346.667	349.333	352.000
Omani Rial	OMR	3381.014	3407.022	3433.030
Indian Rupee	INR	13.715	13.820	13.926
Turkish Lira	TRY	28.818	29.040	29.262
Qatari Riyal	QAR	357.143	359.890	362.637
Special Drawing Rights	SDR	1781.026	1794.726	1808.426
Gold for a 24-ounce	Gold	5,904,275.000		

The prices above are indicative and do not constitute any obligation on the Central Bank of Iraq

* The maximum US\$ selling price by banks and other financial institutions is 1320 Iraqi Dinar/US\$.

Dr. Mohammed Yunis Salman

Director General



CENTRAL BANK OF IRAQ

Investment Department

Currency Exchange Rate List

Date as of :

Thursday, April 30, 2026

Contact

8165171

www.cbi.iq


Bulltein

The approved prices for buying and selling major currencies and gold

Currency	CCY	Buy price(IQD)	Sell price(IQD)	sell price(IQD)
U.S. dollar	USD	1300	1310	1320
Euro	EUR	1521.260	1532.962	1544.664
Pound Sterling	GBP	1758.640	1772.168	1785.696
Canadian Dollar	CAD	954.198	961.538	968.878
Swiss Franc	CHF	1654.576	1667.303	1680.031
Swedish Krone	SEK	140.137	141.215	142.293
Norwegian Krone	NOK	139.407	140.480	141.552
Danish Krone	DKK	203.605	205.172	206.738
Japanese Yen	JPY	8.111	8.174	8.236
Chinese Yuan	CNY	190.203	191.666	193.129
U.A.E Dirham	AED	353.982	356.705	359.428
Jordanian Dinar	JOD	1836.158	1850.282	1864.407
Australian Dollar	AUD	924.690	931.803	938.916
Saudi Arabian Rial	SAR	346.667	349.333	352.000
Omani Rial	OMR	3381.014	3407.022	3433.030
Indian Rupee	INR	13.649	13.754	13.859
Turkish Lira	TRY	28.772	28.994	29.215
Qatari Riyal	QAR	357.143	359.890	362.637
Special Drawing Rights	SDR	1783.626	1797.346	1811.066
Gold for a 24-ounce	Gold	6,008,067.000		

The prices above are indicative and do not constitute any obligation on the Central Bank of Iraq

* The maximum US\$ selling price by banks and other financial institutions is 1320 Iraqi Dinar/US\$.


Dr. Mohammed Yunis Salman
Director General