

نشرة الاسعار المعتمدة لبيع وشراء العملات الرئيسية والذهب لسنة 2026
شهر آذار

**Bulletin the approved prices for buying and selling major currencies and gold
for the year 2026 Month March**



CENTRAL BANK OF IRAQ

Investment Department

Currency Exchange Rate List

Date as of

Sunday, March 1, 2026

Contact

8165171

www.cbi.iq

Bulltein


The approved prices for buying and selling major currencies and gold

Currency	CCY	Buy price(IQD)	Sell price(IQD)	sell price(IQD) ²
U.S. dollar	USD	1300	1310	1320
Euro	EUR	1534.650	1546.455	1558.26
Pound Sterling	GBP	1750.840	1764.308	1777.776
Canadian Dollar	CAD	952.939	960.270	967.600
Swiss Franc	CHF	1683.502	1696.452	1709.402
Swedish Krone	SEK	143.905	145.012	146.119
Norwegian Krone	NOK	136.918	137.972	139.025
Danish Krone	DKK	205.391	206.971	208.551
Japanese Yen	JPY	8.346	8.410	8.475
Chinese Yuan	CNY	189.656	191.115	192.574
U.A.E Dirham	AED	353.944	356.666	359.389
Jordanian Dinar	JOD	1836.158	1850.282	1864.407
Australian Dollar	AUD	926.380	933.506	940.632
Saudi Arabian Rial	SAR	346.593	349.259	351.925
Omani Rial	OMR	3381.014	3407.022	3433.030
Indian Rupee	INR	14.293	14.403	14.513
Turkish Lira	TRY	29.599	29.827	30.054
Special Drawing Rights	SDR	1787.201	1800.949	1814.696
Gold for a 24-ounce	Gold	6,860,477.000		

The prices above are indicative and do not constitute any obligation on the Central Bank of Iraq

* The maximum US\$ selling price by banks and other financial institutions is 1320 Iraqi Dinar/US\$.

*** The prices are based on closing price on Friday (IMF Bulletin).**


Dr. Mohammed Yunis Salman
Director General



CENTRAL BANK OF IRAQ

Investment Department

Currency Exchange Rate List

Date as of
Monday 2/3/2026

Contact
8165171
www.cbi.iq

Bulltein
The approved prices for buying and selling major currencies and gold

Currency	CCY	Buy price(IQD)	Sell price(IQD)	sell price(IQD)
U.S. dollar	USD	1300	1310	1320
Euro	EUR	1520.740	1532.438	1544.136
Pound Sterling	GBP	1743.365	1756.776	1770.186
Canadian Dollar	CAD	949.737	957.043	964.348
Swiss Franc	CHF	1677.852	1690.759	1703.665
Swedish Krone	SEK	142.019	143.112	144.204
Norwegian Krone	NOK	135.889	136.935	137.980
Danish Krone	DKK	203.548	205.114	206.680
Japanese Yen	JPY	8.312	8.376	8.440
Chinese Yuan	CNY	188.874	190.327	191.780
U.A.E Dirham	AED	353.982	356.705	359.428
Jordanian Dinar	JOD	1836.158	1850.282	1864.407
Australian Dollar	AUD	922.220	929.314	936.408
Saudi Arabian Rial	SAR	346.667	349.333	352.000
Omani Rial	OMR	3381.014	3407.022	3433.030
Indian Rupee	INR	14.215	14.325	14.434
Turkish Lira	TRY	29.581	29.809	30.036
Special Drawing Rights	SDR	1781.741	1795.447	1809.152
Gold for a 24-ounce	Gold	6,924,866.000		

The prices above are indicative and do not constitute any obligation on the Central Bank of Iraq

* The maximum US\$ selling price by banks and other financial institutions is 1320 Iraqi Dinar/US\$.

Dr. Mohammed Yunis Salman
Director General



CENTRAL BANK OF IRAQ

Investment Department

Currency Exchange Rate List

Date as of
Tuesday 3/3/2026


Contact
8165171
www.cbi.iq

Bulltein
The approved prices for buying and selling major currencies and gold

Currency	CCY	Buy price(IQD)	Sell price(IQD)	sell price(IQD)
U.S. dollar	USD	1300	1310	1320
Euro	EUR	1508.780	1520.386	1531.992
Pound Sterling	GBP	1728.025	1741.318	1754.61
Canadian Dollar	CAD	950.501	957.812	965.124
Swiss Franc	CHF	1652.893	1665.607	1678.322
Swedish Krone	SEK	140.659	141.741	142.823
Norwegian Krone	NOK	134.131	135.163	136.195
Danish Krone	DKK	202.080	203.634	205.189
Japanese Yen	JPY	8.259	8.322	8.386
Chinese Yuan	CNY	188.485	189.935	191.385
U.A.E Dirham	AED	353.992	356.715	359.438
Jordanian Dinar	JOD	1836.158	1850.282	1864.407
Australian Dollar	AUD	923.520	930.624	937.728
Saudi Arabian Rial	SAR	346.667	349.333	352.000
Omani Rial	OMR	3381.014	3407.022	3433.030
Indian Rupee	INR	14.126	14.234	14.343
Turkish Lira	TRY	29.585	29.812	30.040
Special Drawing Rights	SDR	1772.407	1786.041	1799.675
Gold for a 24-ounce	Gold	6,612,411.000		

The prices above are indicative and do not constitute any obligation on the Central Bank of Iraq

* The maximum US\$ selling price by banks and other financial institutions is 1320 Iraqi Dinar/US\$.


Dr. Mohammed Yunis Salman
Director General



CENTRAL BANK OF IRAQ

Investment Department

Currency Exchange Rate List

Date as of
Wednesday 4/3/2026

Contact
81651/1
www.cbi.iq

Bulltein
The approved prices for buying and selling major currencies a

Currency	CCY	Buy price(IQD)	Sell price(IQD)	sell price(IQD)
U.S. dollar	USD	1300	1310	1320
Euro	EUR	1514.370	1526.019	1537.668
Pound Sterling	GBP	1739.205	1752.584	1765.962
Canadian Dollar	CAD	953.009	960.340	967.671
Swiss Franc	CHF	1664.959	1677.766	1690.574
Swedish Krone	SEK	141.807	142.898	143.988
Norwegian Krone	NOK	135.118	136.158	137.197
Danish Krone	DKK	202.451	204.009	205.566
Japanese Yen	JPY	8.246	8.309	8.372
Chinese Yuan	CNY	188.087	189.534	190.981
U.A.E Dirham	AED	353.944	356.666	359.389
Jordanian Dinar	JOD	1836.158	1850.282	1864.407
Australian Dollar	AUD	909.480	916.476	923.472
Saudi Arabian Rial	SAR	346.667	349.333	352.000
Omani Rial	OMR	3381.014	3407.022	3433.030
Indian Rupee	INR	14.087	14.195	14.304
Turkish Lira	TRY	29.580	29.808	30.035
Special Drawing Rights	SDR	1775.865	1789.526	1803.186
Gold for a 24-ounce	Gold	6,675,916.000		

The prices above are indicative and do not constitute any obligation on the Central Bank of Iraq

* The maximum US\$ selling price by banks and other financial institutions is 1320 Iraqi Dinar/US\$.

Mustafa Qays Abdulrahman
Acting Asst.D.G



CENTRAL BANK OF IRAQ

Investment Department

Currency Exchange Rate List

Date as of

Thursday, March 5, 2026

Contact

8165171

www.cbi.iq

Bulltein

The approved prices for buying and selling major currencies and gold


Currency	CCY	Buy price(IQD)	Sell price(IQD)	sell price(IQD)
U.S. dollar	USD	1300	1310	1320
Euro	EUR	1510.340	1521.958	1533.576
Pound Sterling	GBP	1736.540	1749.898	1763.256
Canadian Dollar	CAD	950.501	957.812	965.124
Swiss Franc	CHF	1666.026	1678.841	1691.657
Swedish Krone	SEK	141.305	142.392	143.479
Norwegian Krone	NOK	134.683	135.719	136.755
Danish Krone	DKK	202.143	203.698	205.253
Japanese Yen	JPY	8.302	8.366	8.430
Chinese Yuan	CNY	188.523	189.973	191.424
U.A.E Dirham	AED	353.982	356.705	359.428
Jordanian Dinar	JOD	1836.158	1850.282	1864.407
Australian Dollar	AUD	916.890	923.943	930.996
Saudi Arabian Rial	SAR	346.667	349.333	352.000
Omani Rial	OMR	3381.014	3407.022	3433.030
Indian Rupee	INR	14.188	14.297	14.406
Turkish Lira	TRY	29.540	29.768	29.995
Special Drawing Rights	SDR	1774.461	1788.111	1801.760
Gold for a 24-ounce	Gold	6,599,567.000		

The prices above are indicative and do not constitute any obligation on the Central Bank of Iraq

* The maximum US\$ selling price by banks and other financial institutions is 1320 Iraqi Dinar/US\$.

Dr. Mohammed Yunis Salman

Director General



CENTRAL BANK OF IRAQ

Investment Department

Currency Exchange Rate List

Date as of

Sunday, March 8, 2026

Contact

8165171

www.cbi.iq

Bulltein


The approved prices for buying and selling major currencies and gold

Currency	CCY	Buy price(IQD)	Sell price(IQD)	sell price(IQD) 2
U.S. dollar	USD	1300	1310	1320
Euro	EUR	1502.930	1514.491	1526.052
Pound Sterling	GBP	1731.535	1744.855	1758.174
Canadian Dollar	CAD	958.207	965.578	972.949
Swiss Franc	CHF	1675.906	1688.797	1701.689
Swedish Krone	SEK	142.013	143.105	144.198
Norwegian Krone	NOK	136.042	137.088	138.135
Danish Krone	DKK	201.173	202.720	204.268
Japanese Yen	JPY	8.259	8.323	8.386
Chinese Yuan	CNY	188.463	189.913	191.363
U.A.E Dirham	AED	353.944	356.666	359.389
Jordanian Dinar	JOD	1836.158	1850.282	1864.407
Australian Dollar	AUD	913.770	920.799	927.828
Saudi Arabian Rial	SAR	346.390	349.054	351.719
Omani Rial	OMR	3377.939	3403.924	3429.908
Indian Rupee	INR	14.179	14.288	14.397
Turkish Lira	TRY	29.502	29.729	29.956
Special Drawing Rights	SDR	1770.730	1784.351	1797.972
Gold for a 24-ounce	Gold	6,720,896.000		

The prices above are indicative and do not constitute any obligation on the Central Bank of Iraq


* The maximum US\$ selling price by banks and other financial institutions is 1320 Iraqi Dinar/US\$.

* The prices are based on closing price on Friday (IMF Bulletin).


Dr. Mohammed Yunis Salman

Director General

9.7.2026



CENTRAL BANK OF IRAQ

Investment Department

Currency Exchange Rate List

Date as of

Monday, March 9, 2026

Contact

8165171

www.cbi.iq

Bulltein

The approved prices for buying and selling major currencies and gold

Currency	CCY	Buy price(IQD)	Sell price(IQD)	sell price(IQD)
U.S. dollar	USD	1300	1310	1320
Euro	EUR	1502.150	1513.705	1525.260
Pound Sterling	GBP	1735.110	1748.457	1761.804
Canadian Dollar	CAD	957.713	965.080	972.447
Swiss Franc	CHF	1668.592	1681.427	1694.263
Swedish Krone	SEK	140.460	141.541	142.621
Norwegian Krone	NOK	134.668	135.703	136.739
Danish Krone	DKK	201.070	202.617	204.164
Japanese Yen	JPY	8.182	8.245	8.308
Chinese Yuan	CNY	187.989	189.435	190.881
U.A.E Dirham	AED	353.982	356.705	359.428
Jordanian Dinar	JOD	1836.158	1850.282	1864.407
Australian Dollar	AUD	919.490	926.563	933.636
Saudi Arabian Rial	SAR	346.667	349.333	352.000
Omani Rial	OMR	3381.014	3407.022	3433.030
Indian Rupee	INR	14.090	14.198	14.307
Turkish Lira	TRY	29.523	29.750	29.977
Special Drawing Rights	SDR	1770.262	1783.879	1797.497
Gold for a 24-ounce	Gold	6,677,985.730		

The prices above are indicative and do not constitute any obligation on the Central Bank of Iraq

* The maximum US\$ selling price by banks and other financial institutions is 1320 Iraqi Dinar/US\$.


Dr. Mohammed Yunis Salman

Director General



CENTRAL BANK OF IRAQ

Investment Department

Currency Exchange Rate List

Date as of

Tuesday, March 10, 2026

Contact

8165171

www.cbi.iq

Bulltein

The approved prices for buying and selling major currencies and gold

Currency	CCY	Buy price(IQD)	Sell price(IQD)	sell price(IQD)
U.S. dollar	USD	1300	1310	1320
Euro	EUR	1513.330	1524.971	1536.612
Pound Sterling	GBP	1747.785	1761.230	1774.674
Canadian Dollar	CAD	957.361	964.725	972.089
Swiss Franc	CHF	1675.258	1688.144	1701.031
Swedish Krone	SEK	142.686	143.784	144.881
Norwegian Krone	NOK	135.762	136.806	137.850
Danish Krone	DKK	202.552	204.110	205.668
Japanese Yen	JPY	8.244	8.307	8.371
Chinese Yuan	CNY	189.179	190.634	192.089
U.A.E Dirham	AED	353.982	356.705	359.428
Jordanian Dinar	JOD	1836.158	1850.282	1864.407
Australian Dollar	AUD	918.190	925.253	932.316
Saudi Arabian Rial	SAR	346.667	349.333	352.000
Omani Rial	OMR	3381.014	3407.022	3433.030
Indian Rupee	INR	14.128	14.236	14.345
Turkish Lira	TRY	29.505	29.732	29.959
Special Drawing Rights	SDR	1777.100	1790.770	1804.440
Gold for a 24-ounce	Gold	6,748,699.880		

The prices above are indicative and do not constitute any obligation on the Central Bank of Iraq

* The maximum US\$ selling price by banks and other financial institutions is 1320 Iraqi Dinar/US\$.

Dr. Mohammed Yunis Salman
Director General



CENTRAL BANK OF IRAQ

Investment Department

Currency Exchange Rate List

Date as of

Wednesday, March 11, 2026

Contact

8165171


www.cbi.iq**Bulltein**


The approved prices for buying and selling major currencies and gold

Currency	CCY	Buy price(IQD)	Sell price(IQD)	sell price(IQD)
U.S. dollar	USD	1300	1310	1320
Euro	EUR	1505.530	1517.111	1528.692
Pound Sterling	GBP	1745.835	1759.265	1772.694
Canadian Dollar	CAD	956.797	964.157	971.517
Swiss Franc	CHF	1669.449	1682.291	1695.133
Swedish Krone	SEK	141.307	142.394	143.481
Norwegian Krone	NOK	134.783	135.820	136.857
Danish Krone	DKK	201.494	203.044	204.594
Japanese Yen	JPY	8.217	8.281	8.344
Chinese Yuan	CNY	189.311	190.767	192.224
U.A.E Dirham	AED	353.982	356.705	359.428
Jordanian Dinar	JOD	1836.158	1850.282	1864.407
Australian Dollar	AUD	933.790	940.973	948.156
Saudi Arabian Rial	SAR	346.667	349.333	352.000
Omani Rial	OMR	3381.014	3407.022	3433.030
Indian Rupee	INR	14.142	14.251	14.359
Turkish Lira	TRY	29.503	29.730	29.957
Special Drawing Rights	SDR	1774.474	1788.124	1801.774
Gold for a 24-ounce	Gold	6,728,085.910		

The prices above are indicative and do not constitute any obligation on the Central Bank of Iraq

* The maximum US\$ selling price by banks and other financial institutions is 1320 Iraqi Dinar/US\$.


Dr. Mohammed Yunis Salman
Director General



CENTRAL BANK OF IRAQ

Investment Department

Currency Exchange Rate List

Date as of
Thursday, March 12, 2026

Contact

8165171

www.cbi.iq

Bulltein

The approved prices for buying and selling major currencies and gold

Currency	CCY	Buy price(IQD)	Sell price(IQD)	sell price(IQD)
U.S. dollar	USD	1300	1310	1320
Euro	EUR	1501.110	1512.657	1524.204
Pound Sterling	GBP	1741.610	1755.007	1768.404
Canadian Dollar	CAD	954.689	962.033	969.377
Swiss Franc	CHF	1664.320	1677.122	1689.924
Swedish Krone	SEK	140.149	141.227	142.305
Norwegian Krone	NOK	134.538	135.573	136.608
Danish Krone	DKK	200.893	202.439	203.984
Japanese Yen	JPY	8.176	8.239	8.302
Chinese Yuan	CNY	189.072	190.526	191.980
U.A.E Dirham	AED	353.982	356.705	359.428
Jordanian Dinar	JOD	1836.158	1850.282	1864.407
Australian Dollar	AUD	926.250	933.375	940.500
Saudi Arabian Rial	SAR	346.667	349.333	352.000
Omani Rial	OMR	3381.014	3407.022	3433.030
Indian Rupee	INR	14.076	14.185	14.293
Turkish Lira	TRY	29.470	29.696	29.923
Special Drawing Rights	SDR	1772.303	1785.936	1799.569
Gold for a 24-ounce	Gold	6,602,560.380		

The prices above are indicative and do not constitute any obligation on the Central Bank of Iraq

* The maximum US\$ selling price by banks and other financial institutions is 1320 Iraqi Dinar/US\$.

Dr. Mohammed Yunis Salman
Director General



CENTRAL BANK OF IRAQ

Investment Department

Currency Exchange Rate List

Date as of
Sunday, March 15, 2026

Contact

8165171

www.cbi.iq

Bulltein


The approved prices for buying and selling major currencies and gold

Currency	CCY	Buy price(IQD)	Sell price(IQD)	sell price(IQD)
U.S. dollar	USD	1300	1310	1320
Euro	EUR	1491.880	1503.356	1514.832
Pound Sterling	GBP	1723.215	1736.471	1749.726
Canadian Dollar	CAD	947.798	955.089	962.380
Swiss Franc	CHF	1651.423	1664.126	1676.829
Swedish Krone	SEK	138.721	139.789	140.856
Norwegian Krone	NOK	133.693	134.721	135.749
Danish Krone	DKK	199.647	201.183	202.718
Japanese Yen	JPY	8.166	8.229	8.291
Chinese Yuan	CNY	188.477	189.927	191.376
U.A.E Dirham	AED	353.934	356.657	359.379
Jordanian Dinar	JOD	1836.158	1850.282	1864.407
Australian Dollar	AUD	918.190	925.253	932.316
Saudi Arabian Rial	SAR	346.454	349.119	351.784
Omani Rial	OMR	3377.939	3403.924	3429.908
Indian Rupee	INR	14.063	14.171	14.279
Turkish Lira	TRY	29.412	29.638	29.864
Special Drawing Rights	SDR	1765.335	1778.915	1792.494
Gold for a 24-ounce	Gold	6,523,956.010		

The prices above are indicative and do not constitute any obligation on the Central Bank of Iraq

* The maximum US\$ selling price by banks and other financial institutions is 1320 Iraqi Dinar/US\$.

* The prices are based on closing price on Friday (IMF Bulletin).


Dr. Mohammed Yunis Salman
Director General



CENTRAL BANK OF IRAQ

Investment Department

Currency Exchange Rate List

Date as of

Tuesday, March 17, 2026

Contact

8165171

www.cbi.iq

Bulltein

The approved prices for buying and selling major currencies and gold

Currency	CCY	Buy price(IQD)	Sell price(IQD)	sell price(IQD)
U.S. dollar	USD	1300	1310	1320
Euro	EUR	1499.030	1510.561	1522.092
Pound Sterling	GBP	1731.210	1744.527	1757.844
Canadian Dollar	CAD	948.974	956.274	963.574
Swiss Franc	CHF	1651.213	1663.915	1676.616
Swedish Krone	SEK	140.024	141.101	142.179
Norwegian Krone	NOK	135.377	136.419	137.460
Danish Krone	DKK	200.623	202.167	203.710
Japanese Yen	JPY	8.159	8.222	8.285
Chinese Yuan	CNY	188.726	190.178	191.629
U.A.E Dirham	AED	353.982	356.705	359.428
Jordanian Dinar	JOD	1836.158	1850.282	1864.407
Australian Dollar	AUD	919.620	926.694	933.768
Saudi Arabian Rial	SAR	346.667	349.333	352.000
Omani Rial	OMR	3377.062	3403.039	3429.017
Indian Rupee	INR	14.061	14.169	14.277
Turkish Lira	TRY	29.427	29.653	29.880
Special Drawing Rights	SDR	1768.234	1781.836	1795.438
Gold for a 24-ounce	Gold	6,505,695.170		

The prices above are indicative and do not constitute any obligation on the Central Bank of Iraq

* The maximum US\$ selling price by banks and other financial institutions is 1320 Iraqi Dinar/US\$.

Dr. Mohammed Yunis Salman
Director General



CENTRAL BANK OF IRAQ

Investment Department

Currency Exchange Rate List

Date as of

Tuesday, March 24, 2026

Contact

8165171

www.cbi.iq

Bulltein

The approved prices for buying and selling major currencies and gold

Currency	CCY	Buy price(IQD)	Sell price(IQD)	sell price(IQD)
U.S. dollar	USD	1300	1310	1320
Euro	EUR	1504.360	1515.932	1527.504
Pound Sterling	GBP	1741.545	1754.942	1768.338
Canadian Dollar	CAD	944.699	951.966	959.233
Swiss Franc	CHF	1650.584	1663.281	1675.978
Swedish Krone	SEK	138.986	140.055	141.125
Norwegian Krone	NOK	133.953	134.983	136.014
Danish Krone	DKK	201.357	202.906	204.455
Japanese Yen	JPY	8.198	8.261	8.324
Chinese Yuan	CNY	188.822	190.274	191.727
U.A.E Dirham	AED	353.982	356.705	359.428
Jordanian Dinar	JOD	1836.158	1850.282	1864.407
Australian Dollar	AUD	905.580	912.546	919.512
Saudi Arabian Rial	SAR	346.334	348.998	351.662
Omani Rial	OMR	3377.062	3403.039	3429.017
Indian Rupee	INR	13.848	13.954	14.061
Turkish Lira	TRY	29.321	29.546	29.772
Special Drawing Rights	SDR	1772.979	1786.617	1800.256
Gold for a 24-ounce	Gold	5,815,660.500		

The prices above are indicative and do not constitute any obligation on the Central Bank of Iraq

* The maximum US\$ selling price by banks and other financial institutions is 1320 Iraqi Dinar/US\$.


Dr. Mohammed Yunis Salman
Director General



CENTRAL BANK OF IRAQ

Investment Department

Currency Exchange Rate List

Date as of

Wednesday 25/3/2026

Contact

8165171

www.cbi.iq

Bulltein

The approved prices for buying and selling major currencies and gold

Currency	CCY	Buy price(IQD)	Sell price(IQD)	sell price(IQD)
U.S. dollar	USD	1300	1310	1320
Euro	EUR	1506.960	1518.552	1530.144
Pound Sterling	GBP	1744.210	1757.627	1771.044
Canadian Dollar	CAD	941.961	949.207	956.452
Swiss Franc	CHF	1648.073	1660.751	1673.428
Swedish Krone	SEK	139.903	140.979	142.055
Norwegian Krone	NOK	133.531	134.558	135.585
Danish Krone	DKK	201.688	203.239	204.791
Japanese Yen	JPY	8.195	8.258	8.321
Chinese Yuan	CNY	188.406	189.855	191.304
U.A.E Dirham	AED	353.982	356.705	359.428
Jordanian Dinar	JOD	1836.158	1850.282	1864.407
Australian Dollar	AUD	906.620	913.594	920.568
Saudi Arabian Rial	SAR	346.667	349.333	352.000
Omani Rial	OMR	3377.062	3403.039	3429.017
Indian Rupee	INR	13.835	13.941	14.048
Turkish Lira	TRY	29.328	29.553	29.779
Special Drawing Rights	SDR	1773.824	1787.469	1801.114
Gold for a 24-ounce	Gold	5,856,579.300		

The prices above are indicative and do not constitute any obligation on the Central Bank of Iraq

* The maximum US\$ selling price by banks and other financial institutions is 1320 Iraqi Dinar/US\$.

Dr. Mohammed Yunis Salman
Director General



CENTRAL BANK OF IRAQ

Investment Department

Currency Exchange Rate List

Date as of
Sunday 29/3/2026

Contact
8165171
www.cbi.iq

Bulltein
The approved prices for buying and selling major currencies an

Currency	CCY	Buy price(IQD)	Sell price(IQD)	Sell price(IQD)
U.S. dollar	USD	1300	1310	1320
Euro	EUR	1497.210	1508.727	1520.244
Pound Sterling	GBP	1726.790	1740.073	1753.356
Canadian Dollar	CAD	935.790	942.989	950.187
Swiss Franc	CHF	1630.094	1642.633	1655.172
Swedish Krone	SEK	137.636	138.695	139.754
Norwegian Krone	NOK	133.816	134.846	135.875
Danish Krone	DKK	200.373	201.914	203.456
Japanese Yen	JPY	8.149	8.212	8.274
Chinese Yuan	CNY	188.065	189.512	190.958
U.A.E Dirham	AED	353.934	356.657	359.379
Jordanian Dinar	JOD	1836.158	1850.282	1864.407
Australian Dollar	AUD	898.430	905.341	912.252
Saudi Arabian Rial	SAR	346.463	349.129	351.794
Omani Rial	OMR	3377.764	3403.747	3429.730
Indian Rupee	INR	13.742	13.848	13.954
Turkish Lira	TRY	29.261	29.486	29.711
Special Drawing Rights	SDR	1766.284	1779.871	1793.458
Gold for a 24-ounce	Gold	5,840,219.580		

The prices above are indicative and do not constitute any obligation on the Central Bank of Iraq

* The maximum US\$ selling price by banks and other financial institutions is 1320 Iraqi Dinar/US\$.

* The prices are based on closing price on Friday (IMF Bulletin).

Dr. Mohammed Yunis Salman

Director General



CENTRAL BANK OF IRAQ

Investment Department

Currency Exchange Rate List

Date as of

Monday 30/3/2026

Contact

8165171


www.cbi.iq**Bulltein**

The approved prices for buying and selling major currencies and gold

Currency	CCY	Buy price(IQD)	Sell price(IQD)	sell price(IQD)
U.S. dollar	USD	1300	1310	1320
Euro	EUR	1492.920	1504.404	1515.888
Pound Sterling	GBP	1719.900	1733.130	1746.36
Canadian Dollar	CAD	933.506	940.686	947.867
Swiss Franc	CHF	1626.220	1638.729	1651.238
Swedish Krone	SEK	136.890	137.943	138.996
Norwegian Krone	NOK	133.320	134.345	135.371
Danish Krone	DKK	199.782	201.319	202.855
Japanese Yen	JPY	8.126	8.188	8.251
Chinese Yuan	CNY	188.090	189.536	190.983
U.A.E Dirham	AED	353.982	356.705	359.428
Jordanian Dinar	JOD	1836.158	1850.282	1864.407
Australian Dollar	AUD	892.970	899.839	906.708
Saudi Arabian Rial	SAR	346.667	349.333	352.000
Omani Rial	OMR	3377.325	3403.305	3429.284
Indian Rupee	INR	13.778	13.884	13.990
Turkish Lira	TRY	29.260	29.485	29.710
Special Drawing Rights	SDR	1765.140	1778.718	1792.296
Gold for a 24-ounce	Gold	5,863,308.490		

The prices above are indicative and do not constitute any obligation on the Central Bank of Iraq

* The maximum US\$ selling price by banks and other financial institutions is 1320 Iraqi Dinar/US\$.


Dr. Mohammed Yunis Salman
Director General