


نشرة الاسعار المعتمدة لبيع وشراء العملات الرئيسية والذهب لسنة 2026 شهر كانون الثاني

Bulletin the approved prices for buying and selling major currencies and gold
for the year 2026 Month January



CENTRAL BANK OF IRAQ

Investment Department

Currency Exchange Rate List

Date as of

Sunday, January 4, 2026

Contact

8165171

www.cbi.iq

Bulltein


The approved prices for buying and selling major currencies and gold


Currency	CCY	Buy price(IQD)	Sell price(IQD)	sell price(IQD)
U.S. dollar	USD	1300	1310	1320
Euro	EUR	1523.730	1535.451	1547.172
Pound Sterling	GBP	1746.875	1760.313	1773.75
Canadian Dollar	CAD	946.349	953.629	960.908
Swiss Franc	CHF	1641.207	1653.832	1666.456
Swedish Krone	SEK	140.975	142.060	143.144
Norwegian Krone	NOK	129.146	130.140	131.133
Danish Krone	DKK	203.995	205.564	207.134
Japanese Yen	JPY	8.290	8.354	8.418
Chinese Yuan	CNY	185.898	187.328	188.757
U.A.E Dirham	AED	353.953	356.676	359.399
Jordanian Dinar	JOD	1836.158	1850.282	1864.407
Australian Dollar	AUD	870.870	877.569	884.268
Saudi Arabian Rial	SAR	346.648	349.315	351.981
Omani Rial	OMR	3376.711	3402.686	3428.660
Turkish Lira	TRY	30.216	30.448	30.680
Special Drawing Rights	SDR	1778.972	1792.656	1806.341
Gold for a 24-ounce	Gold	5,628,857.000		

The prices above are indicative and do not constitute any obligation on the Central Bank of Iraq

* The maximum US\$ selling price by banks and other financial institutions is 1320 Iraqi Dinar/US\$.

* The prices are based on closing price on Friday (IMF Bulletin).


Dr. Mohammed Yunis Salman
Director General



CENTRAL BANK OF IRAQ

Investment Department

Currency Exchange Rate List

Date as of

Monday, January 5, 2026

Contact

8165171

www.cbi.iq


Bulltein

The approved prices for buying and selling major currencies and gold

Currency	CCY	Buy price(IQD)	Sell price(IQD)	sell price(IQD)
U.S. dollar	USD	1300	1310	1320
Euro	EUR	1516.320	1527.984	1539.648
Pound Sterling	GBP	1749.800	1763.260	1776.72
Canadian Dollar	CAD	944.218	951.482	958.745
Swiss Franc	CHF	1635.837	1648.421	1661.004
Swedish Krone	SEK	140.569	141.651	142.732
Norwegian Krone	NOK	128.726	129.716	130.706
Danish Krone	DKK	203.001	204.563	206.124
Japanese Yen	JPY	8.268	8.331	8.395
Chinese Yuan	CNY	186.230	187.663	189.095
U.A.E Dirham	AED	353.982	356.705	359.428
Jordanian Dinar	JOD	1836.158	1850.282	1864.407
Australian Dollar	AUD	867.490	874.163	880.836
Saudi Arabian Rial	SAR	346.667	349.333	352.000
Omani Rial	OMR	3381.014	3407.022	3433.030
Turkish Lira	TRY	30.213	30.445	30.677
Special Drawing Rights	SDR	1777.152	1790.822	1804.493
Gold for a 24-ounce	Gold	5,782,647.000		

The prices above are indicative and do not constitute any obligation on the Central Bank of Iraq

* The maximum US\$ selling price by banks and other financial institutions is 1320 Iraqi Dinar/US\$.


Dr. Mohammed Yunis Salman
Director General



CENTRAL BANK OF IRAQ

Investment Department

Currency Exchange Rate List

Date as of

Wednesday, January 7, 2026

Contact

8165171

www.cbi.iq

Bulltein

The approved prices for buying and selling major currencies and gold

Currency	CCY	Buy price(IQD)	Sell price(IQD)	sell price(IQD)
U.S. dollar	USD	1300	1310	1320
Euro	EUR	1518.920	1530.604	1542.288
Pound Sterling	GBP	1755.260	1768.762	1782.264
Canadian Dollar	CAD	937.883	945.098	952.312
Swiss Franc	CHF	1632.243	1644.799	1657.355
Swedish Krone	SEK	141.473	142.561	143.649
Norwegian Krone	NOK	129.176	130.170	131.163
Danish Krone	DKK	203.268	204.832	206.395
Japanese Yen	JPY	8.301	8.365	8.429
Chinese Yuan	CNY	185.945	187.376	188.806
U.A.E Dirham	AED	353.982	356.705	359.428
Jordanian Dinar	JOD	1836.158	1850.282	1864.407
Australian Dollar	AUD	878.930	885.691	892.452
Saudi Arabian Rial	SAR	346.667	349.333	352.000
Omani Rial	OMR	3381.014	3407.022	3433.030
Turkish Lira	TRY	30.209	30.442	30.674
Special Drawing Rights	SDR	1777.789	1791.464	1805.140
Gold for a 24-ounce	Gold	5,788,601.000		

The prices above are indicative and do not constitute any obligation on the Central Bank of Iraq

* The maximum US\$ selling price by banks and other financial institutions is 1320 Iraqi Dinar/US\$.


Dr. Mohammed Yunis Salman
Director General



CENTRAL BANK OF IRAQ

Investment Department

Currency Exchange Rate List

Date as of

Thursday, January 8, 2026

Contact

8165171

www.cbi.iq

Bulltein

The approved prices for buying and selling major currencies and gold

Currency	CCY	Buy price(IQD)	Sell price(IQD)	sell price(IQD)
U.S. dollar	USD	1300	1310	1320
Euro	EUR	1517.750	1529.425	1541.100
Pound Sterling	GBP	1747.915	1761.361	1774.806
Canadian Dollar	CAD	937.883	945.098	952.312
Swiss Franc	CHF	1630.707	1643.251	1655.795
Swedish Krone	SEK	140.976	142.061	143.145
Norwegian Krone	NOK	128.694	129.684	130.674
Danish Krone	DKK	203.125	204.688	206.250
Japanese Yen	JPY	8.292	8.356	8.420
Chinese Yuan	CNY	186.166	187.598	189.031
U.A.E Dirham	AED	353.982	356.705	359.428
Jordanian Dinar	JOD	1836.158	1850.282	1864.407
Australian Dollar	AUD	871.910	878.617	885.324
Saudi Arabian Rial	SAR	346.667	349.333	352.000
Omani Rial	OMR	3381.014	3407.022	3433.030
Turkish Lira	TRY	30.207	30.440	30.672
Special Drawing Rights	SDR	1776.645	1790.312	1803.978
Gold for a 24-ounce	Gold	5,818,449.000		

The prices above are indicative and do not constitute any obligation on the Central Bank of Iraq

* The maximum US\$ selling price by banks and other financial institutions is 1320 Iraqi Dinar/US\$.

Dr. Mohammed Yunis Salman
Director General



CENTRAL BANK OF IRAQ

Investment Department

Currency Exchange Rate List

Date as of

Contact

8165171

www.cbi.iq

Bulltein

The approved prices for buying and selling major currencies and gold

Sunday, January 11, 2026

Currency	CCY	Buy price(IQD)	Sell price(IQD)	sell price(IQD)
U.S. dollar	USD	1300	1310	1320
Euro	EUR	1513.460	1525.102	1536.744
Pound Sterling	GBP	1743.625	1757.038	1770.45
Canadian Dollar	CAD	935.521	942.717	949.914
Swiss Franc	CHF	1625.610	1638.114	1650.619
Swedish Krone	SEK	140.813	141.896	142.980
Norwegian Krone	NOK	128.516	129.504	130.493
Danish Krone	DKK	202.540	204.098	205.656
Japanese Yen	JPY	8.277	8.341	8.404
Chinese Yuan	CNY	186.193	187.625	189.058
U.A.E Dirham	AED	353.944	356.666	359.389
Jordanian Dinar	JOD	1836.158	1850.282	1864.407
Australian Dollar	AUD	870.740	877.438	884.136
Saudi Arabian Rial	SAR	346.667	349.333	352.000
Omani Rial	OMR	3376.711	3402.686	3428.660
Turkish Lira	TRY	30.204	30.436	30.669
Special Drawing Rights	SDR	1774.201	1787.849	1801.496
Gold for a 24-ounce	Gold	5,863,195.000		

The prices above are indicative and do not constitute any obligation on the Central Bank of Iraq

* The maximum US\$ selling price by banks and other financial institutions is 1320 Iraqi Dinar/US\$.

* The prices are based on closing price on Friday (IMF Bulletin).

Dr. Mohammed Yunis Salman

Director General