


**نشرة الاسعار المعتمدة لبيع وشراء العملات الرئيسية والذهب لسنة 2026  
شهر كانون الثاني**

**Bulletin the approved prices for buying and selling major currencies and gold  
for the year 2026 Month January**



## CENTRAL BANK OF IRAQ

### Investment Department

#### Currency Exchange Rate List

**Date as of**

Sunday, January 4, 2026

**Contact**

8165171

[www.cbi.iq](http://www.cbi.iq)

**Bulltein**


The approved prices for buying and selling major currencies and gold


| Currency               | CCY  | Buy price(IQD) | Sell price(IQD) | sell price(IQD) |
|------------------------|------|----------------|-----------------|-----------------|
| U.S. dollar            | USD  | 1300           | 1310            | 1320            |
| Euro                   | EUR  | 1523.730       | 1535.451        | 1547.172        |
| Pound Sterling         | GBP  | 1746.875       | 1760.313        | 1773.75         |
| Canadian Dollar        | CAD  | 946.349        | 953.629         | 960.908         |
| Swiss Franc            | CHF  | 1641.207       | 1653.832        | 1666.456        |
| Swedish Krone          | SEK  | 140.975        | 142.060         | 143.144         |
| Norwegian Krone        | NOK  | 129.146        | 130.140         | 131.133         |
| Danish Krone           | DKK  | 203.995        | 205.564         | 207.134         |
| Japanese Yen           | JPY  | 8.290          | 8.354           | 8.418           |
| Chinese Yuan           | CNY  | 185.898        | 187.328         | 188.757         |
| U.A.E Dirham           | AED  | 353.953        | 356.676         | 359.399         |
| Jordanian Dinar        | JOD  | 1836.158       | 1850.282        | 1864.407        |
| Australian Dollar      | AUD  | 870.870        | 877.569         | 884.268         |
| Saudi Arabian Rial     | SAR  | 346.648        | 349.315         | 351.981         |
| Omani Rial             | OMR  | 3376.711       | 3402.686        | 3428.660        |
| Turkish Lira           | TRY  | 30.216         | 30.448          | 30.680          |
| Special Drawing Rights | SDR  | 1778.972       | 1792.656        | 1806.341        |
| Gold for a 24-ounce    | Gold | 5,628,857.000  |                 |                 |

The prices above are indicative and do not constitute any obligation on the Central Bank of Iraq

\* The maximum US\$ selling price by banks and other financial institutions is 1320 Iraqi Dinar/US\$.

\* The prices are based on closing price on Friday (IMF Bulletin).

  
**Dr. Mohammed Yunis Salman**  
**Director General**



## CENTRAL BANK OF IRAQ

### Investment Department

#### Currency Exchange Rate List

#### Date as of

Monday, January 5, 2026

#### Contact

8165171

[www.cbi.iq](http://www.cbi.iq)


#### Bulltein

The approved prices for buying and selling major currencies and gold

| Currency               | CCY  | Buy price(IQD) | Sell price(IQD) | sell price(IQD) |
|------------------------|------|----------------|-----------------|-----------------|
| U.S. dollar            | USD  | 1300           | 1310            | 1320            |
| Euro                   | EUR  | 1516.320       | 1527.984        | 1539.648        |
| Pound Sterling         | GBP  | 1749.800       | 1763.260        | 1776.72         |
| Canadian Dollar        | CAD  | 944.218        | 951.482         | 958.745         |
| Swiss Franc            | CHF  | 1635.837       | 1648.421        | 1661.004        |
| Swedish Krone          | SEK  | 140.569        | 141.651         | 142.732         |
| Norwegian Krone        | NOK  | 128.726        | 129.716         | 130.706         |
| Danish Krone           | DKK  | 203.001        | 204.563         | 206.124         |
| Japanese Yen           | JPY  | 8.268          | 8.331           | 8.395           |
| Chinese Yuan           | CNY  | 186.230        | 187.663         | 189.095         |
| U.A.E Dirham           | AED  | 353.982        | 356.705         | 359.428         |
| Jordanian Dinar        | JOD  | 1836.158       | 1850.282        | 1864.407        |
| Australian Dollar      | AUD  | 867.490        | 874.163         | 880.836         |
| Saudi Arabian Rial     | SAR  | 346.667        | 349.333         | 352.000         |
| Omani Rial             | OMR  | 3381.014       | 3407.022        | 3433.030        |
| Turkish Lira           | TRY  | 30.213         | 30.445          | 30.677          |
| Special Drawing Rights | SDR  | 1777.152       | 1790.822        | 1804.493        |
| Gold for a 24-ounce    | Gold | 5,782,647.000  |                 |                 |

The prices above are indicative and do not constitute any obligation on the Central Bank of Iraq

\* The maximum US\$ selling price by banks and other financial institutions is 1320 Iraqi Dinar/US\$.

  
Dr. Mohammed Yunis Salman  
Director General



## CENTRAL BANK OF IRAQ

### Investment Department

#### Currency Exchange Rate List

#### Date as of

Wednesday, January 7, 2026

#### Contact

8165171

[www.cbi.iq](http://www.cbi.iq)

#### Bulltein

The approved prices for buying and selling major currencies and gold

| Currency               | CCY  | Buy price(IQD) | Sell price(IQD) | sell price(IQD) |
|------------------------|------|----------------|-----------------|-----------------|
| U.S. dollar            | USD  | 1300           | 1310            | 1320            |
| Euro                   | EUR  | 1518.920       | 1530.604        | 1542.288        |
| Pound Sterling         | GBP  | 1755.260       | 1768.762        | 1782.264        |
| Canadian Dollar        | CAD  | 937.883        | 945.098         | 952.312         |
| Swiss Franc            | CHF  | 1632.243       | 1644.799        | 1657.355        |
| Swedish Krone          | SEK  | 141.473        | 142.561         | 143.649         |
| Norwegian Krone        | NOK  | 129.176        | 130.170         | 131.163         |
| Danish Krone           | DKK  | 203.268        | 204.832         | 206.395         |
| Japanese Yen           | JPY  | 8.301          | 8.365           | 8.429           |
| Chinese Yuan           | CNY  | 185.945        | 187.376         | 188.806         |
| U.A.E Dirham           | AED  | 353.982        | 356.705         | 359.428         |
| Jordanian Dinar        | JOD  | 1836.158       | 1850.282        | 1864.407        |
| Australian Dollar      | AUD  | 878.930        | 885.691         | 892.452         |
| Saudi Arabian Rial     | SAR  | 346.667        | 349.333         | 352.000         |
| Omani Rial             | OMR  | 3381.014       | 3407.022        | 3433.030        |
| Turkish Lira           | TRY  | 30.209         | 30.442          | 30.674          |
| Special Drawing Rights | SDR  | 1777.789       | 1791.464        | 1805.140        |
| Gold for a 24-ounce    | Gold | 5,788,601.000  |                 |                 |

The prices above are indicative and do not constitute any obligation on the Central Bank of Iraq

\* The maximum US\$ selling price by banks and other financial institutions is 1320 Iraqi Dinar/US\$.

  
Dr. Mohammed Yunis Salman  
Director General



## CENTRAL BANK OF IRAQ

### Investment Department

#### Currency Exchange Rate List

#### Date as of

Thursday, January 8, 2026

#### Contact

8165171

[www.cbi.iq](http://www.cbi.iq)

#### Bulltein

The approved prices for buying and selling major currencies and gold

| Currency               | CCY  | Buy price(IQD) | Sell price(IQD) | sell price(IQD) |
|------------------------|------|----------------|-----------------|-----------------|
| U.S. dollar            | USD  | 1300           | 1310            | 1320            |
| Euro                   | EUR  | 1517.750       | 1529.425        | 1541.100        |
| Pound Sterling         | GBP  | 1747.915       | 1761.361        | 1774.806        |
| Canadian Dollar        | CAD  | 937.883        | 945.098         | 952.312         |
| Swiss Franc            | CHF  | 1630.707       | 1643.251        | 1655.795        |
| Swedish Krone          | SEK  | 140.976        | 142.061         | 143.145         |
| Norwegian Krone        | NOK  | 128.694        | 129.684         | 130.674         |
| Danish Krone           | DKK  | 203.125        | 204.688         | 206.250         |
| Japanese Yen           | JPY  | 8.292          | 8.356           | 8.420           |
| Chinese Yuan           | CNY  | 186.166        | 187.598         | 189.031         |
| U.A.E Dirham           | AED  | 353.982        | 356.705         | 359.428         |
| Jordanian Dinar        | JOD  | 1836.158       | 1850.282        | 1864.407        |
| Australian Dollar      | AUD  | 871.910        | 878.617         | 885.324         |
| Saudi Arabian Rial     | SAR  | 346.667        | 349.333         | 352.000         |
| Omani Rial             | OMR  | 3381.014       | 3407.022        | 3433.030        |
| Turkish Lira           | TRY  | 30.207         | 30.440          | 30.672          |
| Special Drawing Rights | SDR  | 1776.645       | 1790.312        | 1803.978        |
| Gold for a 24-ounce    | Gold | 5,818,449.000  |                 |                 |

**The prices above are indicative and do not constitute any obligation on the Central Bank of Iraq**

\* The maximum US\$ selling price by banks and other financial institutions is 1320 Iraqi Dinar/US\$.

**Dr. Mohammed Yunis Salman**

**Director General**