


نشرة الاسعار المعتمدة لبيع وشراء العملات الرئيسية والذهب لسنة 2025 شهر كانون الأول

Bulletin the approved prices for buying and selling major currencies and gold
for the year 2025 Month December



CENTRAL BANK OF IRAQ

Investment Department

Currency Exchange Rate List

Date as of

Monday, December 1, 2025

Contact

8165171

www.cbi.iq

Bulltein

The approved prices for buying and selling major currencies and gold

| Currency | Currency | Buy price(IQD) | Sell price(IQD) | Sell price(IQD) |
|------------------------|----------|----------------|-----------------|-----------------|
| U.S. dollar | USD | 1300 | 1310 | 1320 |
| Euro | EUR | 1513.980 | 1525.626 | 1537.272 |
| Pound Sterling | GBP | 1720.290 | 1733.523 | 1746.756 |
| Canadian Dollar | CAD | 928.903 | 936.049 | 943.194 |
| Swiss Franc | CHF | 1619.736 | 1632.195 | 1644.655 |
| Swedish Krone | SEK | 137.547 | 138.605 | 139.663 |
| Norwegian Krone | NOK | 128.370 | 129.357 | 130.345 |
| Danish Krone | DKK | 202.710 | 204.269 | 205.829 |
| Japanese Yen | JPY | 8.344 | 8.408 | 8.472 |
| Chinese Yuan | CNY | 183.831 | 185.245 | 186.660 |
| U.A.E Dirham | AED | 354.021 | 356.744 | 359.467 |
| Jordanian Dinar | JOD | 1836.158 | 1850.282 | 1864.407 |
| Australian Dollar | AUD | 850.850 | 857.395 | 863.94 |
| Saudi Arabian Rial | SAR | 346.667 | 349.333 | 352.000 |
| Omani Rial | OMR | 3381.014 | 3407.022 | 3433.030 |
| Turkish Lira | TRY | 30.672 | 30.908 | 31.143 |
| Special Drawing Rights | SDR | 1770.730 | 1784.351 | 1797.972 |
| Gold for a 24-ounce | Gold | 5,502,185.000 | | |

The prices above are indicative and do not constitute any obligation on the Central Bank of Iraq

* The maximum US\$ selling price by banks and other financial institutions is 1320 Iraqi Dinar/US\$.

Mustafa Qays Abdulrahman
Acting Asst.D.G



CENTRAL BANK OF IRAQ

Investment Department

Currency Exchange Rate List

Date as of

Tuesday, December 2, 2025

Contact

8165171

www.cbi.iq

Bulltein

The approved prices for buying and selling major currencies and gold


| Currency | CCY | Buy price(IQD) | Sell price(IQD) | sell price(IQD)½ |
|------------------------|------|----------------|-----------------|------------------|
| U.S. dollar | USD | 1300 | 1310 | 1320 |
| Euro | EUR | 1509.820 | 1521.434 | 1533.048 |
| Pound Sterling | GBP | 1715.740 | 1728.938 | 1742.136 |
| Canadian Dollar | CAD | 930.765 | 937.925 | 945.085 |
| Swiss Franc | CHF | 1615.710 | 1628.138 | 1640.567 |
| Swedish Krone | SEK | 137.867 | 138.927 | 139.988 |
| Norwegian Krone | NOK | 128.446 | 129.434 | 130.422 |
| Danish Krone | DKK | 202.155 | 203.710 | 205.265 |
| Japanese Yen | JPY | 8.350 | 8.415 | 8.479 |
| Chinese Yuan | CNY | 183.881 | 185.295 | 186.710 |
| U.A.E Dirham | AED | 354.021 | 356.744 | 359.467 |
| Jordanian Dinar | JOD | 1836.158 | 1850.282 | 1864.407 |
| Australian Dollar | AUD | 851.500 | 858.050 | 864.600 |
| Saudi Arabian Rial | SAR | 346.667 | 349.333 | 352.000 |
| Omani Rial | OMR | 3381.014 | 3407.022 | 3433.030 |
| Turkish Lira | TRY | 30.705 | 30.941 | 31.177 |
| Special Drawing Rights | SDR | 1768.923 | 1782.530 | 1796.137 |
| Gold for a 24-ounce | Gold | 5,469,282.000 | | |

The prices above are indicative and do not constitute any obligation on the Central Bank of Iraq

* The maximum US\$ selling price by banks and other financial institutions is 1320 Iraqi Dinar/US\$.

Mustafa Qays Abdulrahman

Acting Asst.D.G



CENTRAL BANK OF IRAQ

Investment Department

Currency Exchange Rate List

Date as of

Wednesday, December 3, 2025

Contact

8165171

www.cbi.iq

Bulltein

The approved prices for buying and selling major currencies and gold

| Currency | CCY | Buy price(IQD) | Sell price(IQD) | sell price(IQD) |
|------------------------|------|----------------|-----------------|-----------------|
| U.S. dollar | USD | 1300 | 1310 | 1320 |
| Euro | EUR | 1516.840 | 1528.508 | 1540.176 |
| Pound Sterling | GBP | 1728.675 | 1741.973 | 1755.27 |
| Canadian Dollar | CAD | 931.900 | 939.068 | 946.237 |
| Swiss Franc | CHF | 1624.492 | 1636.988 | 1649.485 |
| Swedish Krone | SEK | 138.855 | 139.923 | 140.991 |
| Norwegian Krone | NOK | 129.391 | 130.386 | 131.381 |
| Danish Krone | DKK | 203.169 | 204.732 | 206.295 |
| Japanese Yen | JPY | 8.344 | 8.408 | 8.472 |
| Chinese Yuan | CNY | 184.024 | 185.439 | 186.855 |
| U.A.E Dirham | AED | 353.963 | 356.686 | 359.409 |
| Jordanian Dinar | JOD | 1836.158 | 1850.282 | 1864.407 |
| Australian Dollar | AUD | 855.400 | 861.980 | 868.560 |
| Saudi Arabian Rial | SAR | 346.667 | 349.333 | 352.000 |
| Omani Rial | OMR | 3381.014 | 3407.022 | 3433.030 |
| Turkish Lira | TRY | 30.639 | 30.874 | 31.110 |
| Special Drawing Rights | SDR | 1773.278 | 1786.919 | 1800.559 |
| Gold for a 24-ounce | Gold | 5,467,774.000 | | |

The prices above are indicative and do not constitute any obligation on the Central Bank of Iraq

* The maximum US\$ selling price by banks and other financial institutions is 1320 Iraqi Dinar/US\$.

Mustafa Qays Abdulrahman

Acting Asst.D.G



CENTRAL BANK OF IRAQ

Investment Department

Currency Exchange Rate List

Date as of

Thursday, December 4, 2025

Contact

8165171

www.cbi.iq


Bulltein

The approved prices for buying and selling major currencies and gold

| Currency | CCY | Buy price(IQD) | Sell price(IQD) | sell price(IQD) |
|------------------------|------|----------------|-----------------|-----------------|
| U.S. dollar | USD | 1300 | 1310 | 1320 |
| Euro | EUR | 1516.580 | 1528.246 | 1539.912 |
| Pound Sterling | GBP | 1736.670 | 1750.029 | 1763.388 |
| Canadian Dollar | CAD | 931.499 | 938.664 | 945.830 |
| Swiss Franc | CHF | 1625.610 | 1638.114 | 1650.619 |
| Swedish Krone | SEK | 138.013 | 139.075 | 140.136 |
| Norwegian Krone | NOK | 128.634 | 129.623 | 130.613 |
| Danish Krone | DKK | 203.062 | 204.624 | 206.186 |
| Japanese Yen | JPY | 8.375 | 8.439 | 8.504 |
| Chinese Yuan | CNY | 183.917 | 185.332 | 186.747 |
| U.A.E Dirham | AED | 353.982 | 356.705 | 359.428 |
| Jordanian Dinar | JOD | 1836.158 | 1850.282 | 1864.407 |
| Australian Dollar | AUD | 859.820 | 866.434 | 873.048 |
| Saudi Arabian Rial | SAR | 346.667 | 349.333 | 352.000 |
| Omani Rial | OMR | 3381.014 | 3407.022 | 3433.030 |
| Turkish Lira | TRY | 30.599 | 30.834 | 31.070 |
| Special Drawing Rights | SDR | 1774.955 | 1788.609 | 1802.262 |
| Gold for a 24-ounce | Gold | 5,469,997.000 | | |

The prices above are indicative and do not constitute any obligation on the Central Bank of Iraq

* The maximum US\$ selling price by banks and other financial institutions is 1320 Iraqi Dinar/US\$.


Dr. Mohammed Yunis Salman
Director General



CENTRAL BANK OF IRAQ

Investment Department

Currency Exchange Rate List

Date as of

Sunday, December 7, 2025

Contact

8185171

www.cbi.iq

Bulltein

The approved prices for buying and selling major currencies and gold

| Currency | CCY | Buy price(IQD) | Sell price(IQD) | sell price(IQD)2 |
|------------------------|------|----------------|-----------------|------------------|
| U.S. dollar | USD | 1300 | 1310 | 1320 |
| Euro | EUR | 1513.850 | 1525.495 | 1537.140 |
| Pound Sterling | GBP | 1734.265 | 1747.606 | 1760.946 |
| Canadian Dollar | CAD | 941.006 | 948.245 | 955.483 |
| Swiss Franc | CHF | 1618.123 | 1630.570 | 1643.017 |
| Swedish Krone | SEK | 138.138 | 139.200 | 140.263 |
| Norwegian Krone | NOK | 128.783 | 129.774 | 130.764 |
| Danish Krone | DKK | 202.688 | 204.247 | 205.806 |
| Japanese Yen | JPY | 8.384 | 8.448 | 8.513 |
| Chinese Yuan | CNY | 183.899 | 185.314 | 186.728 |
| U.A.E Dirham | AED | 353.982 | 356.705 | 359.428 |
| Jordanian Dinar | JOD | 1836.158 | 1850.282 | 1864.407 |
| Australian Dollar | AUD | 860.600 | 867.220 | 873.840 |
| Saudi Arabian Rial | SAR | 346.436 | 349.101 | 351.765 |
| Omani Rial | OMR | 3376.711 | 3402.686 | 3428.660 |
| Turkish Lira | TRY | 30.574 | 30.810 | 31.045 |
| Special Drawing Rights | SDR | 1772.628 | 1786.264 | 1799.899 |
| Gold for a 24-ounce | Gold | 5,455,489.000 | | |

The prices above are indicative and do not constitute any obligation on the Central Bank of Iraq

* The maximum US\$ selling price by banks and other financial institutions is 1320 Iraqi Dinar/US\$.

* The prices are based on closing price on Friday (IMF Bulletin).

Dr. Mohammed Yunis Salman

Director General

8.12.2025



CENTRAL BANK OF IRAQ

Investment Department

Currency Exchange Rate List

Date as of

Monday, December 8, 2025

Contact

8165171

www.cbi.iq

Bulltein

The approved prices for buying and selling major currencies and gold

| Currency | CCY | Buy price(IQD) | Sell price(IQD) | sell price(IQD). |
|------------------------|------|----------------|-----------------|------------------|
| U.S. dollar | USD | 1300 | 1310 | 1320 |
| Euro | EUR | 1515.150 | 1526.805 | 1538.46 |
| Pound Sterling | GBP | 1731.600 | 1744.920 | 1758.24 |
| Canadian Dollar | CAD | 939.510 | 946.737 | 953.964 |
| Swiss Franc | CHF | 1613.304 | 1625.714 | 1638.124 |
| Swedish Krone | SEK | 138.376 | 139.441 | 140.505 |
| Norwegian Krone | NOK | 128.555 | 129.544 | 130.533 |
| Danish Krone | DKK | 202.865 | 204.426 | 205.986 |
| Japanese Yen | JPY | 8.377 | 8.442 | 8.506 |
| Chinese Yuan | CNY | 183.883 | 185.298 | 186.712 |
| U.A.E Dirham | AED | 353.982 | 356.705 | 359.428 |
| Jordanian Dinar | JOD | 1836.158 | 1850.282 | 1864.407 |
| Australian Dollar | AUD | 863.850 | 870.495 | 877.140 |
| Saudi Arabian Rial | SAR | 346.667 | 349.333 | 352.000 |
| Omani Rial | OMR | 3381.014 | 3407.022 | 3433.030 |
| Turkish Lira | TRY | 30.548 | 30.783 | 31.018 |
| Special Drawing Rights | SDR | 1772.420 | 1786.054 | 1799.688 |
| Gold for a 24-ounce | Gold | 5,445,167.000 | | |

The prices above are indicative and do not constitute any obligation on the Central Bank of Iraq

* The maximum US\$ selling price by banks and other financial institutions is 1320 Iraqi Dinar/US\$.


Dr. Mohammed Yunis Salman

Director General

9.12.2025



CENTRAL BANK OF IRAQ

Investment Department

Currency Exchange Rate List

Date as of

Tuesday, December 9, 2025

Contact

8165171

www.cbi.iq

Bulltein

The approved prices for buying and selling major currencies and gold

| Currency | CCY | Buy price(IQD) | Sell price(IQD) | sell price(IQD)2 |
|------------------------|------|----------------|-----------------|------------------|
| U.S. dollar | USD | 1300 | 1310 | 1320 |
| Euro | EUR | 1512.810 | 1524.447 | 1536.084 |
| Pound Sterling | GBP | 1732.770 | 1746.099 | 1759.428 |
| Canadian Dollar | CAD | 939.035 | 946.258 | 953.482 |
| Swiss Franc | CHF | 1612.303 | 1624.705 | 1637.108 |
| Swedish Krone | SEK | 138.771 | 139.838 | 140.906 |
| Norwegian Krone | NOK | 128.372 | 129.360 | 130.347 |
| Danish Krone | DKK | 202.549 | 204.107 | 205.665 |
| Japanese Yen | JPY | 8.335 | 8.399 | 8.463 |
| Chinese Yuan | CNY | 183.863 | 185.277 | 186.691 |
| U.A.E Dirham | AED | 353.982 | 356.705 | 359.428 |
| Jordanian Dinar | JOD | 1836.158 | 1850.282 | 1864.407 |
| Australian Dollar | AUD | 864.110 | 870.757 | 877.404 |
| Saudi Arabian Rial | SAR | 346.667 | 349.333 | 352.000 |
| Omani Rial | OMR | 3381.014 | 3407.022 | 3433.030 |
| Turkish Lira | TRY | 30.529 | 30.764 | 30.999 |
| Special Drawing Rights | SDR | 1771.783 | 1785.412 | 1799.041 |
| Gold for a 24-ounce | Gold | 5,472,116.000 | | |

The prices above are indicative and do not constitute any obligation on the Central Bank of Iraq

* The maximum US\$ selling price by banks and other financial institutions is 1320 Iraqi Dinar/US\$.

Dr. Mohammed Yunis Salman
Director General



CENTRAL BANK OF IRAQ

Investment Department

Currency Exchange Rate List

Date as of

Thursday December 11, 2025

Contact

8165171

www.cbi.iq

Bulltein

The approved prices for buying and selling major currencies and gold

| Currency | CCY | Buy price(IQD) | Sell price(IQD) | sell price(IQD)2 |
|------------------------|------|----------------|-----------------|------------------|
| U.S. dollar | USD | 1300 | 1310 | 1320 |
| Euro | EUR | 1522.820 | 1534.534 | 1546.248 |
| Pound Sterling | GBP | 1740.180 | 1753.566 | 1766.952 |
| Canadian Dollar | CAD | 943.807 | 951.067 | 958.327 |
| Swiss Franc | CHF | 1632.141 | 1644.696 | 1657.250 |
| Swedish Krone | SEK | 140.417 | 141.497 | 142.577 |
| Norwegian Krone | NOK | 128.779 | 129.770 | 130.760 |
| Danish Krone | DKK | 203.883 | 205.452 | 207.020 |
| Japanese Yen | JPY | 8.344 | 8.408 | 8.472 |
| Chinese Yuan | CNY | 184.157 | 185.573 | 186.990 |
| U.A.E Dirham | AED | 353.982 | 356.705 | 359.428 |
| Jordanian Dinar | JOD | 1836.158 | 1850.282 | 1864.407 |
| Australian Dollar | AUD | 863.070 | 869.709 | 876.348 |
| Saudi Arabian Rial | SAR | 346.667 | 349.333 | 352.000 |
| Omani Rial | OMR | 3381.014 | 3407.022 | 3433.030 |
| Turkish Lira | TRY | 30.519 | 30.753 | 30.988 |
| Special Drawing Rights | SDR | 1776.281 | 1789.945 | 1803.608 |
| Gold for a 24-ounce | Gold | 5,567,900.000 | | |

The prices above are indicative and do not constitute any obligation on the Central Bank of Iraq

* The maximum US\$ selling price by banks and other financial institutions is 1320 Iraqi Dinar/US\$.

Dr. Mohammed Yunis Salman

Director General



CENTRAL BANK OF IRAQ

Investment Department

Currency Exchange Rate List

Date as of

Sunday December 14, 2025

Contact

8165171

www.cbi.iq

Bulltein

The approved prices for buying and selling major currencies and gold

| Currency | CCY | Buy price(IQD) | Sell price(IQD) | sell price(IQD)2 |
|------------------------|------|----------------|-----------------|------------------|
| U.S. dollar | USD | 1300 | 1310 | 1320 |
| Euro | EUR | 1525.030 | 1536.761 | 1548.492 |
| Pound Sterling | GBP | 1738.685 | 1752.060 | 1765.434 |
| Canadian Dollar | CAD | 944.150 | 951.413 | 958.675 |
| Swiss Franc | CHF | 1634.603 | 1647.177 | 1659.751 |
| Swedish Krone | SEK | 140.085 | 141.162 | 142.240 |
| Norwegian Krone | NOK | 128.629 | 129.618 | 130.608 |
| Danish Krone | DKK | 204.159 | 205.729 | 207.299 |
| Japanese Yen | JPY | 8.350 | 8.415 | 8.479 |
| Chinese Yuan | CNY | 184.259 | 185.676 | 187.093 |
| U.A.E Dirham | AED | 353.973 | 356.696 | 359.418 |
| Jordanian Dinar | JOD | 1836.158 | 1850.282 | 1864.407 |
| Australian Dollar | AUD | 865.930 | 872.591 | 879.252 |
| Saudi Arabian Rial | SAR | 346.473 | 349.138 | 351.803 |
| Omani Rial | OMR | 3376.711 | 3402.686 | 3428.660 |
| Turkish Lira | TRY | 30.452 | 30.686 | 30.920 |
| Special Drawing Rights | SDR | 1776.866 | 1790.534 | 1804.202 |
| Gold for a 24-ounce | Gold | 5,592,769.000 | | |

The prices above are indicative and do not constitute any obligation on the Central Bank of Iraq

* The maximum US\$ selling price by banks and other financial institutions is 1320 Iraqi Dinar/US\$.

*** The prices are based on closing price on Friday (IMF Bulletin).**

Dr. Mohammed Yunis Salman

Director General



CENTRAL BANK OF IRAQ

Investment Department

Currency Exchange Rate List

Date as of
Monday Decembor 15,2025

Contact
8165171
www.cbi.iq

Bulltein
The approved prices for buying and selling major currencies and gold

| Currency | CCY | Buy price(IQD) | Sell price(IQD) | sell price(IQD)2 |
|------------------------|------|----------------|-----------------|------------------|
| U.S. dollar | USD | 1300 | 1310 | 1320 |
| Euro | EUR | 1527.890 | 1539.643 | 1551.396 |
| Pound Sterling | GBP | 1740.050 | 1753.435 | 1766.82 |
| Canadian Dollar | CAD | 944.081 | 951.344 | 958.606 |
| Swiss Franc | CHF | 1633.576 | 1646.142 | 1658.708 |
| Swedish Krone | SEK | 139.974 | 141.051 | 142.128 |
| Norwegian Krone | NOK | 128.313 | 129.300 | 130.287 |
| Danish Krone | DKK | 204.563 | 206.137 | 207.710 |
| Japanese Yen | JPY | 8.336 | 8.400 | 8.464 |
| Chinese Yuan | CNY | 184.429 | 185.847 | 187.266 |
| U.A.E Dirham | AED | 353.992 | 356.715 | 359.438 |
| Jordanian Dinar | JOD | 1836.158 | 1850.282 | 1864.407 |
| Australian Dollar | AUD | 863.980 | 870.626 | 877.272 |
| Saudi Arabian Rial | SAR | 346.491 | 349.156 | 351.822 |
| Omani Rial | OMR | 3381.014 | 3407.022 | 3433.030 |
| Turkish Lira | TRY | 30.461 | 30.695 | 30.929 |
| Special Drawing Rights | SDR | 1779.076 | 1792.761 | 1806.446 |
| Gold for a 24-ounce | Gold | 5,592,054.000 | | |

The prices above are indicative and do not constitute any obligation on the Central Bank of Iraq

* The maximum US\$ selling price by banks and other financial institutions is 1320 Iraqi Dinar/US\$.

Dr. Mohammed Yunis Salman

Director General



CENTRAL BANK OF IRAQ

Investment Department

Currency Exchange Rate List

Date as of

Tuesday Decembor 16, 2025

Contact

8165171

www.cbi.iq

Bulltein

The approved prices for buying and selling major currencies and gold

| Currency | CCY | Buy price(IQD) | Sell price(IQD) | sell price(IQD)2 |
|------------------------|------|----------------|-----------------|------------------|
| U.S. dollar | USD | 1300 | 1310 | 1320 |
| Euro | EUR | 1530.880 | 1542.656 | 1554.432 |
| Pound Sterling | GBP | 1746.095 | 1759.527 | 1772.958 |
| Canadian Dollar | CAD | 945.592 | 952.866 | 960.140 |
| Swiss Franc | CHF | 1633.987 | 1646.556 | 1659.125 |
| Swedish Krone | SEK | 139.909 | 140.985 | 142.061 |
| Norwegian Krone | NOK | 127.635 | 128.617 | 129.599 |
| Danish Krone | DKK | 204.908 | 206.485 | 208.061 |
| Japanese Yen | JPY | 8.383 | 8.447 | 8.512 |
| Chinese Yuan | CNY | 184.601 | 186.021 | 187.441 |
| U.A.E Dirham | AED | 353.982 | 356.705 | 359.428 |
| Jordanian Dinar | JOD | 1836.158 | 1850.282 | 1864.407 |
| Australian Dollar | AUD | 862.810 | 869.447 | 876.084 |
| Saudi Arabian Rial | SAR | 346.667 | 349.333 | 352.000 |
| Omani Rial | OMR | 3381.014 | 3407.022 | 3433.030 |
| Turkish Lira | TRY | 30.452 | 30.686 | 30.920 |
| Special Drawing Rights | SDR | 1780.389 | 1794.084 | 1807.780 |
| Gold for a 24-ounce | Gold | 5,594,589.000 | | |

The prices above are indicative and do not constitute any obligation on the Central Bank of Iraq

* The maximum US\$ selling price by banks and other financial institutions is 1320 Iraqi Dinar/US\$.


Dr. Mohammed Yunis Salman

Director General



CENTRAL BANK OF IRAQ

Investment Department

Currency Exchange Rate List

Date as of

Wednesday December 17, 2025

Contact

8165171

www.cbi.iq

Bulltein

The approved prices for buying and selling major currencies and gold

| Currency | CCY | Buy price(IQD) | Sell price(IQD) | sell price(IQD)2 |
|------------------------|------|----------------|-----------------|------------------|
| U.S. dollar | USD | 1300 | 1310 | 1320 |
| Euro | EUR | 1523.860 | 1535.582 | 1547.304 |
| Pound Sterling | GBP | 1732.705 | 1746.034 | 1759.362 |
| Canadian Dollar | CAD | 943.259 | 950.515 | 957.771 |
| Swiss Franc | CHF | 1630.912 | 1643.458 | 1656.003 |
| Swedish Krone | SEK | 139.829 | 140.904 | 141.980 |
| Norwegian Krone | NOK | 127.416 | 128.396 | 129.376 |
| Danish Krone | DKK | 204.297 | 205.868 | 207.440 |
| Japanese Yen | JPY | 8.404 | 8.469 | 8.534 |
| Chinese Yuan | CNY | 184.520 | 185.940 | 187.359 |
| U.A.E Dirham | AED | 353.944 | 356.666 | 359.389 |
| Jordanian Dinar | JOD | 1836.158 | 1850.282 | 1864.407 |
| Australian Dollar | AUD | 860.080 | 866.696 | 873.312 |
| Saudi Arabian Rial | SAR | 346.667 | 349.333 | 352.000 |
| Omani Rial | OMR | 3381.014 | 3407.022 | 3433.030 |
| Turkish Lira | TRY | 30.448 | 30.682 | 30.916 |
| Special Drawing Rights | SDR | 1776.164 | 1789.827 | 1803.490 |
| Gold for a 24-ounce | Gold | 5,643,053.000 | | |

The prices above are indicative and do not constitute any obligation on the Central Bank of Iraq

* The maximum US\$ selling price by banks and other financial institutions is 1320 Iraqi Dinar/US\$.

Mustafa Qays Abdulrahman

Acting Asst.D.G