

نشرة الأسعار المعتمدة لبيع وشراء العملات الرئيسية والذهب لسنة 2025

شهر أيلول



CENTRAL BANK OF IRAQ

Investment Department

Currency Exchange Rate List

Date as of

Monday 1/9/2025

Contact

8165171

www.cbi.iq

Bulltein

The approved prices for buying and selling major currencies and gold

Currency	Currency	Buy price(IQD)	Sell price(IQD)
U.S. dollar	USD	1300	1310
Euro	EUR	1522.170	1533.879
Pound Sterling	GBP	1760.590	1774.133
Canadian Dollar	CAD	945.455	952.727
Swiss Franc	CHF	1623.579	1636.068
Swedish Krone	SEK	138.498	139.564
Norwegian Krone	NOK	130.036	131.037
Danish Krone	DKK	203.998	205.568
Japanese Yen	JPY	8.833	8.901
Chinese Yuan	CNY	182.134	183.535
U.A.E Dirham	AED	353.963	356.686
Jordanian Dinar	JOD	1836.158	1850.282
Australian Dollar	AUD	851.630	858.181
Saudi Arabian Rial	SAR	346.436	349.101
Omani Rial	OMR	3376.974	3402.951
Turkish Lira	TRY	31.644	31.887
Special Drawing Rights	SDR	1779.232	1792.918
Gold for a 24-ounce	Gold	4,518,631.000	

The prices above are indicative and do not constitute any obligation on the Central Bank of Iraq

* The maximum US\$ selling price by banks and other financial institutions is 1320 Iraqi Dinar/US\$.


Dr. Mohammed Yunis Salman
Acting Director General

2.9.2025



CENTRAL BANK OF IRAQ

Investment Department

Currency Exchange Rate List

Date as of

Tuesday 2/9/2025

Contact

8165171

www.cbi.iq

Bulltein

The approved prices for buying and selling major currencies and gold


Currency	Currency	Buy price(IQD)	Sell price(IQD)
U.S. dollar	USD	1300	1310
Euro	EUR	1513.980	1525.626
Pound Sterling	GBP	1738.880	1752.256
Canadian Dollar	CAD	942.780	950.033
Swiss Franc	CHF	1615.911	1628.341
Swedish Krone	SEK	137.597	138.655
Norwegian Krone	NOK	129.689	130.686
Danish Krone	DKK	202.859	204.419
Japanese Yen	JPY	8.822	8.890
Chinese Yuan	CNY	181.849	183.248
U.A.E Dirham	AED	353.982	356.705
Jordanian Dinar	JOD	1836.158	1850.282
Australian Dollar	AUD	849.940	856.478
Saudi Arabian Rial	SAR	346.667	349.333
Omani Rial	OMR	3381.014	3407.022
Turkish Lira	TRY	31.626	31.870
Special Drawing Rights	SDR	1775.215	1788.871
Gold for a 24-ounce	Gold	4,592,808.220	

The prices above are indicative and do not constitute any obligation on the Central Bank of Iraq

* The maximum US\$ selling price by banks and other financial institutions is 1320 Iraqi Dinar/US\$.


Dr. Mohammed Yunis Salman
Acting Director General

3.9.2025



CENTRAL BANK OF IRAQ

Investment Department

Currency Exchange Rate List

Date as of

Wednesday, September 3, 2025

Contact

8165171

www.cbi.iq


Bulltein

The approved prices for buying and selling major currencies and gold


Currency	Currency	Buy price(IQD)	Sell price(IQD)
U.S. dollar	USD	1300	1310
Euro	EUR	1514.890	1526.543
Pound Sterling	GBP	1742.455	1755.859
Canadian Dollar	CAD	942.439	949.688
Swiss Franc	CHF	1615.911	1628.341
Swedish Krone	SEK	137.698	138.758
Norwegian Krone	NOK	129.478	130.474
Danish Krone	DKK	202.979	204.540
Japanese Yen	JPY	8.739	8.807
Chinese Yuan	CNY	181.905	183.304
U.A.E Dirham	AED	353.982	356.705
Jordanian Dinar	JOD	1836.158	1850.282
Australian Dollar	AUD	846.820	853.334
Saudi Arabian Rial	SAR	346.667	349.333
Omani Rial	OMR	3381.014	3407.022
Turkish Lira	TRY	31.604	31.847
Special Drawing Rights	SDR	1775.904	1789.565
Gold for a 24-ounce	Gold	4,626,338.860	

The prices above are indicative and do not constitute any obligation on the Central Bank of Iraq

* The maximum US\$ selling price by banks and other financial institutions is 1320 Iraqi Dinar/US\$.


Dr. Mohammed Yunis Salman
Acting Director General

7.9.2025



CENTRAL BANK OF IRAQ

Investment Department

Currency Exchange Rate List

Date as of

Sunday, September 7, 2025

Contact

8165171

www.cbi.iq

Bulltein

The approved prices for buying and selling major currencies and gold

Currency	Currency	Buy price(IQC)	Sell price(IQD)
U.S. dollar	USD	1300	1310
Euro	EUR	1520.610	1532.307
Pound Sterling	GBP	1752.205	1765.684
Canadian Dollar	CAD	940.054	947.285
Swiss Franc	CHF	1619.131	1631.586
Swedish Krone	SEK	138.225	139.288
Norwegian Krone	NOK	129.409	130.404
Danish Krone	DKK	203.704	205.271
Japanese Yen	JPY	8.771	8.839
Chinese Yuan	CNY	182.137	183.538
U.A.E Dirham	AED	353.944	356.666
Jordanian Dinar	JOD	1836.158	1850.282
Australian Dollar	AUD	849.810	856.347
Saudi Arabian Rial	SAR	346.482	349.147
Omani Rial	OMR	3377.764	3403.747
Turkish Lira	TRY	31.549	31.792
Special Drawing Rights	SDR	1779.843	1793.534
Gold for a 24-ounce	Gold	4,662,266.830	

The prices above are indicative and do not constitute any obligation on the Central Bank of Iraq

* The maximum US\$ selling price by banks and other financial institutions is 1320 Iraqi Dinar/US\$.

* The prices are based on closing price on Friday (IMF Bulletin).

Dr. Mohammed Yunis Salman
Acting Director General

8.9.2025



CENTRAL BANK OF IRAQ

Investment Department

Currency Exchange Rate List

Date as of

Monday, September 8, 2025

Contact

8165171

www.cbi.iq

Bulltein

The approved prices for buying and selling major currencies and gold

Currency	Currency	Buy price(IQD)	Sell price(IQD)
U.S. dollar	USD	1300	1310
Euro	EUR	1524.640	1536.368
Pound Sterling	GBP	1758.965	1772.496
Canadian Dollar	CAD	940.938	948.176
Swiss Franc	CHF	1634.603	1647.177
Swedish Krone	SEK	138.597	139.663
Norwegian Krone	NOK	130.172	131.173
Danish Krone	DKK	204.210	205.781
Japanese Yen	JPY	8.754	8.822
Chinese Yuan	CNY	182.264	183.666
U.A.E Dirham	AED	353.982	356.705
Jordanian Dinar	JOD	1836.158	1850.282
Australian Dollar	AUD	853.580	860.146
Saudi Arabian Rial	SAR	346.667	349.333
Omani Rial	OMR	3381.014	3407.022
Turkish Lira	TRY	31.533	31.776
Special Drawing Rights	SDR	1782.508	1796.220
Gold for a 24-ounce	Gold	4,725,968.130	

The prices above are indicative and do not constitute any obligation on the Central Bank of Iraq

* The maximum US\$ selling price by banks and other financial institutions is 1320 Iraqi Dinar/US\$.


Dr. Mohammed Yunis Salman
Acting Director General

9.9.2025



CENTRAL BANK OF IRAQ

Investment Department

Currency Exchange Rate List

Date as of

Tuesday, September 9, 2025

Contact

8165171

www.cbi.iq


Bulltein

The approved prices for buying and selling major currencies and gold


Currency	Currency	Buy price(IQD)	Sell price(IQD)
U.S. dollar	USD	1300	1310
Euro	EUR	1526.720	1538.464
Pound Sterling	GBP	1764.945	1778.522
Canadian Dollar	CAD	939.171	946.395
Swiss Franc	CHF	1638.105	1650.706
Swedish Krone	SEK	138.770	139.837
Norwegian Krone	NOK	130.372	131.374
Danish Krone	DKK	204.483	206.056
Japanese Yen	JPY	8.824	8.892
Chinese Yuan	CNY	182.446	183.849
U.A.E Dirham	AED	353.982	356.705
Jordanian Dinar	JOD	1836.158	1850.282
Australian Dollar	AUD	859.820	866.434
Saudi Arabian Rial	SAR	346.667	349.333
Omani Rial	OMR	3381.014	3407.022
Turkish Lira	TRY	31.523	31.766
Special Drawing Rights	SDR	1785.732	1799.468
Gold for a 24-ounce	Gold	4,713,976.800	

The prices above are indicative and do not constitute any obligation on the Central Bank of Iraq

* The maximum US\$ selling price by banks and other financial institutions is 1320 Iraqi Dinar/US\$.


Dr. Mohammed Yunis Salman
Acting Director General

10.9.2025



CENTRAL BANK OF IRAQ

Investment Department

Currency Exchange Rate List

Date as of

Wednesday, September 10, 2025

Contact

8165171

www.cbi.iq

Bulltein

The approved prices for buying and selling major currencies and gold

Currency	Currency	Buy price(IQD)	Sell price(IQD)
U.S. dollar	USD	1300	1310
Euro	EUR	1521.910	1533.617
Pound Sterling	GBP	1760.135	1773.675
Canadian Dollar	CAD	938.357	945.575
Swiss Franc	CHF	1629.481	1642.016
Swedish Krone	SEK	139.173	140.243
Norwegian Krone	NOK	131.043	132.051
Danish Krone	DKK	203.870	205.439
Japanese Yen	JPY	8.817	8.885
Chinese Yuan	CNY	182.533	183.937
U.A.E Dirham	AED	353.944	356.666
Jordanian Dinar	JOD	1836.158	1850.282
Australian Dollar	AUD	859.300	865.910
Saudi Arabian Rial	SAR	346.667	349.333
Omani Rial	OMR	3381.014	3407.022
Turkish Lira	TRY	31.513	31.755
Special Drawing Rights	SDR	1781.715	1795.421
Gold for a 24-ounce	Gold	4,732,501.800	

The prices above are indicative and do not constitute any obligation on the Central Bank of Iraq

* The maximum US\$ selling price by banks and other financial institutions is 1320 Iraqi Dinar/US\$.

Mustafa Qays Abdulrahman
Acting Asst.D.G



CENTRAL BANK OF IRAQ

Investment Department

Currency Exchange Rate List

Date as of

Thursday, September 11, 2025

Contact

8165171

www.cbi.iq

Bulltein

The approved prices for buying and selling major currencies and gold

Currency	Currency	Buy price(IQD)	Sell price(IQD)
U.S. dollar	USD	1300	1310
Euro	EUR	1519.050	1530.735
Pound Sterling	GBP	1757.080	1770.596
Canadian Dollar	CAD	939.035	946.258
Swiss Franc	CHF	1625.610	1638.114
Swedish Krone	SEK	138.707	139.774
Norwegian Krone	NOK	130.818	131.824
Danish Krone	DKK	204.383	205.955
Japanese Yen	JPY	8.817	8.884
Chinese Yuan	CNY	182.502	183.906
U.A.E Dirham	AED	353.982	356.705
Jordanian Dinar	JOD	1836.158	1850.282
Australian Dollar	AUD	858.520	865.124
Saudi Arabian Rial	SAR	346.667	349.333
Omani Rial	OMR	3381.014	3407.022
Turkish Lira	TRY	31.463	31.705
Special Drawing Rights	SDR	1780.246	1793.940
Gold for a 24-ounce	Gold	4,723,860.440	

The prices above are indicative and do not constitute any obligation on the Central Bank of Iraq

* The maximum US\$ selling price by banks and other financial institutions is 1320 Iraqi Dinar/US\$.

Mustafa Qays Abdulrahman
Acting Asst.D.G



CENTRAL BANK OF IRAQ

Investment Department

Currency Exchange Rate List

Date as of

Sunday, September 14, 2025

Contact

8165171

www.cbi.iq

Bulltein

The approved prices for buying and selling major currencies and gold

Currency	Currency	Buy price(IQD)	Sell price(IQD)
U.S. dollar	USD	1300	1310
Euro	EUR	1523.340	1535.058
Pound Sterling	GBP	1762.605	1776.164
Canadian Dollar	CAD	939.374	946.600
Swiss Franc	CHF	1632.141	1644.696
Swedish Krone	SEK	139.832	140.907
Norwegian Krone	NOK	132.185	133.202
Danish Krone	DKK	204.386	205.959
Japanese Yen	JPY	8.825	8.893
Chinese Yuan	CNY	182.561	183.966
U.A.E Dirham	AED	353.963	356.686
Jordanian Dinar	JOD	1836.158	1850.282
Australian Dollar	AUD	864.110	870.757
Saudi Arabian Rial	SAR	346.537	349.203
Omani Rial	OMR	3377.501	3403.481
Turkish Lira	TRY	31.451	31.693
Special Drawing Rights	SDR	1783.353	1797.071
Gold for a 24-ounce	Gold	4,735,416.920	

The prices above are indicative and do not constitute any obligation on the Central Bank of Iraq

* The maximum US\$ selling price by banks and other financial institutions is 1320 Iraqi Dinar/US\$.

* The prices are based on closing price on Friday (IMF Bulletin).

Mustafa Qays Abdulrahman
Acting Asst.D.G



CENTRAL BANK OF IRAQ

Investment Department

Currency Exchange Rate List

Date as of

Monday 15/9/2025

Contact

8165171

www.cbi.iq

Bulltein

The approved prices for buying and selling major currencies and gold

Currency	Currency	Buy price(IQD)	Sell price(IQD)
U.S. dollar	USD	1300	1310
Euro	EUR	1529.580	1541.346
Pound Sterling	GBP	1769.040	1782.648
Canadian Dollar	CAD	941.756	949.000
Swiss Franc	CHF	1635.220	1647.799
Swedish Krone	SEK	140.181	141.259
Norwegian Krone	NOK	132.357	133.375
Danish Krone	DKK	204.912	206.488
Japanese Yen	JPY	8.820	8.887
Chinese Yuan	CNY	182.497	183.901
U.A.E Dirham	AED	353.982	356.705
Jordanian Dinar	JOD	1836.158	1850.282
Australian Dollar	AUD	865.930	872.591
Saudi Arabian Rial	SAR	346.667	349.333
Omani Rial	OMR	3381.014	3407.022
Turkish Lira	TRY	31.491	31.733
Special Drawing Rights	SDR	1785.069	1798.800
Gold for a 24-ounce	Gold	4,782,414.650	

The prices above are indicative and do not constitute any obligation on the Central Bank of Iraq

* The maximum US\$ selling price by banks and other financial institutions is 1320 Iraqi Dinar/US\$.

Mustafa Qays Abdulrahman
Acting Asst.D.G



CENTRAL BANK OF IRAQ

Investment Department

Currency Exchange Rate List

Date as of

Tuesday 16/9/2025

Contact

8165171

www.cbi.iq

Bulltein

The approved prices for buying and selling major currencies and gold

Currency	Currency	Buy price(IQD)	Sell price(IQD)
U.S. dollar	USD	1300	1310
Euro	EUR	1534.910	1546.717
Pound Sterling	GBP	1771.575	1785.203
Canadian Dollar	CAD	945.592	952.866
Swiss Franc	CHF	1643.074	1655.713
Swedish Krone	SEK	140.425	141.505
Norwegian Krone	NOK	132.434	133.453
Danish Krone	DKK	205.615	207.197
Japanese Yen	JPY	8.820	8.887
Chinese Yuan	CNY	182.710	184.115
U.A.E Dirham	AED	353.982	356.705
Jordanian Dinar	JOD	1836.158	1850.282
Australian Dollar	AUD	866.710	873.377
Saudi Arabian Rial	SAR	346.667	349.333
Omani Rial	OMR	3381.014	3407.022
Turkish Lira	TRY	31.539	31.781
Special Drawing Rights	SDR	1788.540	1802.298
Gold for a 24-ounce	Gold	4,796,305.930	

The prices above are indicative and do not constitute any obligation on the Central Bank of Iraq

* The maximum US\$ selling price by banks and other financial institutions is 1320 Iraqi Dinar/US\$.


Dr. Mohammed Yunis Salman
Acting Director General

17.9.2025



CENTRAL BANK OF IRAQ

Investment Department

Currency Exchange Rate List

Date as of

Wednesday 17/9/2025

Contact

8165171

www.cbi.iq


Bulltein

The approved prices for buying and selling major currencies and gold


Currency	Currency	Buy price(IQD)	Sell price(IQD)
U.S. dollar	USD	1300	1310
Euro	EUR	1538.810	1550.647
Pound Sterling	GBP	1773.655	1787.299
Canadian Dollar	CAD	944.767	952.035
Swiss Franc	CHF	1651.842	1664.549
Swedish Krone	SEK	140.358	141.437
Norwegian Krone	NOK	132.360	133.378
Danish Krone	DKK	206.156	207.742
Japanese Yen	JPY	8.874	8.942
Chinese Yuan	CNY	182.864	184.271
U.A.E Dirham	AED	353.982	356.705
Jordanian Dinar	JOD	1836.158	1850.282
Australian Dollar	AUD	868.140	874.818
Saudi Arabian Rial	SAR	346.667	349.333
Omani Rial	OMR	3381.014	3407.022
Turkish Lira	TRY	31.516	31.758
Special Drawing Rights	SDR	1791.062	1804.839
Gold for a 24-ounce	Gold	4,757,572.820	

The prices above are indicative and do not constitute any obligation on the Central Bank of Iraq

* The maximum US\$ selling price by banks and other financial institutions is 1320 Iraqi Dinar/US\$.


Dr. Mohammed Yunis Salman
Acting Director General

18.9.2025



CENTRAL BANK OF IRAQ

Investment Department

Currency Exchange Rate List

Date as of

Thursday, September 18, 2025

Contact

8165171

www.cbi.iq


Bulltein

The approved prices for buying and selling major currencies and gold

Currency	Currency	Buy price(IQD)	Sell price(IQD)
U.S. dollar	USD	1300	1310
Euro	EUR	1536.340	1548.158
Pound Sterling	GBP	1774.825	1788.478
Canadian Dollar	CAD	942.234	949.482
Swiss Franc	CHF	1649.537	1662.226
Swedish Krone	SEK	139.693	140.767
Norwegian Krone	NOK	132.592	133.612
Danish Krone	DKK	205.813	207.397
Japanese Yen	JPY	8.850	8.918
Chinese Yuan	CNY	182.903	184.310
U.A.E Dirham	AED	353.982	356.705
Jordanian Dinar	JOD	1836.158	1850.282
Australian Dollar	AUD	861.120	867.744
Saudi Arabian Rial	SAR	346.667	349.333
Omani Rial	OMR	3381.014	3407.022
Turkish Lira	TRY	31.498	31.741
Special Drawing Rights	SDR	1790.243	1804.014
Gold for a 24-ounce	Gold	4,737,212.350	

The prices above are indicative and do not constitute any obligation on the Central Bank of Iraq

* The maximum US\$ selling price by banks and other financial institutions is 1320 Iraqi Dinar/US\$.


Mustafa Qays Abdulrahman
Acting Asst.D.G



CENTRAL BANK OF IRAQ

Investment Department

Currency Exchange Rate List

Date as of

Sunday, September 21, 2025

Contact

8165171

www.cbi.iq

Bulltein

The approved prices for buying and selling major currencies and gold


Currency	Currency	Buy price(IQD	Sell price(IQD)
U.S. dollar	USD	1300	1310
Euro	EUR	1525.680	1537.416
Pound Sterling	GBP	1754.480	1767.976
Canadian Dollar	CAD	942.849	950.102
Swiss Franc	CHF	1635.014	1647.591
Swedish Krone	SEK	137.815	138.875
Norwegian Krone	NOK	130.729	131.735
Danish Krone	DKK	204.419	205.991
Japanese Yen	JPY	8.787	8.854
Chinese Yuan	CNY	182.782	184.188
U.A.E Dirham	AED	353.963	356.686
Jordanian Dinar	JOD	1836.158	1850.282
Australian Dollar	AUD	857.480	864.076
Saudi Arabian Rial	SAR	346.639	349.305
Omani Rial	OMR	3377.413	3403.393
Turkish Lira	TRY	31.441	31.683
Special Drawing Rights	SDR	1784.003	1797.726
Gold for a 24-ounce	Gold	4,788,842.630	

The prices above are indicative and do not constitute any obligation on the Central Bank of Iraq

* The maximum US\$ selling price by banks and other financial institutions is 1320 Iraqi Dinar/US\$.

* The prices are based on closing price on Friday (IMF Bulletin).

Mustafa Qays Abdulrahman
Acting Asst.D.G



CENTRAL BANK OF IRAQ

Investment Department

Currency Exchange Rate List

Date as of

Monday, September 22, 2025

Contact

8165171

www.cbi.iq

Bulltein

The approved prices for buying and selling major currencies and gold

Currency	Currency	Buy price(IQD)	Sell price(IQD)
U.S. dollar	USD	1300	1310
Euro	EUR	1531.530	1543.311
Pound Sterling	GBP	1755.065	1768.566
Canadian Dollar	CAD	940.802	948.039
Swiss Franc	CHF	1637.898	1650.498
Swedish Krone	SEK	139.042	140.111
Norwegian Krone	NOK	131.178	132.187
Danish Krone	DKK	205.602	207.183
Japanese Yen	JPY	8.771	8.839
Chinese Yuan	CNY	182.677	184.082
U.A.E Dirham	AED	353.944	356.666
Jordanian Dinar	JOD	1836.158	1850.282
Australian Dollar	AUD	857.090	863.683
Saudi Arabian Rial	SAR	346.667	349.333
Omani Rial	OMR	3381.014	3407.022
Turkish Lira	TRY	31.438	31.680
Special Drawing Rights	SDR	1784.835	1798.565
Gold for a 24-ounce	Gold	4,870,069.750	

The prices above are indicative and do not constitute any obligation on the Central Bank of Iraq

* The maximum US\$ selling price by banks and other financial institutions is 1320 Iraqi Dinar/US\$.

Mustafa Qays Abdulrahman
Acting Asst.D.G



CENTRAL BANK OF IRAQ

Investment Department

Currency Exchange Rate List

Date as of

Tuesday, September 23, 2025

Contact

8165171

www.cbi.iq


Bulltein

The approved prices for buying and selling major currencies and gold


Currency	Currency	Buy price(IQD)	Sell price(IQD)
U.S. dollar	USD	1300	1310
Euro	EUR	1533.090	1544.883
Pound Sterling	GBP	1756.365	1769.876
Canadian Dollar	CAD	939.782	947.011
Swiss Franc	CHF	1640.793	1653.414
Swedish Krone	SEK	139.515	140.588
Norwegian Krone	NOK	131.348	132.358
Danish Krone	DKK	205.391	206.971
Japanese Yen	JPY	8.806	8.874
Chinese Yuan	CNY	182.720	184.126
U.A.E Dirham	AED	353.982	356.705
Jordanian Dinar	JOD	1836.158	1850.282
Australian Dollar	AUD	856.570	863.159
Saudi Arabian Rial	SAR	346.602	349.268
Omani Rial	OMR	3381.014	3407.022
Turkish Lira	TRY	31.412	31.654
Special Drawing Rights	SDR	1786.096	1799.835
Gold for a 24-ounce	Gold	4,892,967.300	

The prices above are indicative and do not constitute any obligation on the Central Bank of Iraq

* The maximum US\$ selling price by banks and other financial institutions is 1320 Iraqi Dinar/US\$.

 sep. 24

Mustafa Qays Abdulrahman
Acting Asst.D.G



CENTRAL BANK OF IRAQ

Investment Department

Currency Exchange Rate List

Date as of

Wednesday, September 24, 2025

Contact

8165171

www.cbi.iq

Bulltein

The approved prices for buying and selling major currencies and gold

Currency	Currency	Buy price(IQD)	Sell price(IQD)
U.S. dollar	USD	1300	1310
Euro	EUR	1528.280	1540.036
Pound Sterling	GBP	1750.515	1763.981
Canadian Dollar	CAD	935.723	942.921
Swiss Franc	CHF	1635.220	1647.799
Swedish Krone	SEK	138.494	139.559
Norwegian Krone	NOK	130.923	131.930
Danish Krone	DKK	204.757	206.332
Japanese Yen	JPY	8.796	8.863
Chinese Yuan	CNY	182.612	184.017
U.A.E Dirham	AED	353.982	356.705
Jordanian Dinar	JOD	1836.158	1850.282
Australian Dollar	AUD	861.250	867.875
Saudi Arabian Rial	SAR	346.667	349.333
Omani Rial	OMR	3381.014	3407.022
Turkish Lira	TRY	31.364	31.605
Special Drawing Rights	SDR	1782.495	1796.207
Gold for a 24-ounce	Gold	4,856,695.870	

The prices above are indicative and do not constitute any obligation on the Central Bank of Iraq

* The maximum US\$ selling price by banks and other financial institutions is 1320 Iraqi Dinar/US\$.

Mustafa Qays Abdulrahman
Acting Asst.D.G



CENTRAL BANK OF IRAQ

Investment Department

Currency Exchange Rate List

Date as of

Thursday, September 25, 2025

Contact

8165171

www.cbi.iq


Bulltein

The approved prices for buying and selling major currencies and gold

Currency	Currency	Buy price(IQD)	Sell price(IQD)
U.S. dollar	USD	1300	1310
Euro	EUR	1526.070	1537.809
Pound Sterling	GBP	1748.045	1761.492
Canadian Dollar	CAD	933.439	940.619
Swiss Franc	CHF	1634.192	1646.763
Swedish Krone	SEK	138.125	139.187
Norwegian Krone	NOK	130.556	131.560
Danish Krone	DKK	204.457	206.030
Japanese Yen	JPY	8.744	8.811
Chinese Yuan	CNY	182.413	183.816
U.A.E Dirham	AED	353.982	356.705
Jordanian Dinar	JOD	1836.158	1850.282
Australian Dollar	AUD	857.350	863.945
Saudi Arabian Rial	SAR	346.667	349.333
Omani Rial	OMR	3381.014	3407.022
Turkish Lira	TRY	31.351	31.592
Special Drawing Rights	SDR	1781.702	1795.407
Gold for a 24-ounce	Gold	4,873,465.480	

The prices above are indicative and do not constitute any obligation on the Central Bank of Iraq

* The maximum US\$ selling price by banks and other financial institutions is 1320 Iraqi Dinar/US\$.


Dr. Mohammed Yunis Salman
Acting Director General
28.9.2025