


Bulletin the approved prices for buying and selling major currencies and gold for the year 2025 Month July



CENTRAL BANK OF IRAQ

Investment Department

Currency Exchange Rate List

Date as of

Tuesday, July 1, 2025

Contact

8165171

www.cbi.iq

Bulltein


The approved prices for buying and selling major currencies and gold

Currency	Currency	Buy price(IQD)	Sell price(IQD)
U.S. dollar	USD	1300	1310
Euro	EUR	1535.300	1547.110
Pound Sterling	GBP	1790.880	1804.656
Canadian Dollar	CAD	952.939	960.270
Swiss Franc	CHF	1648.700	1661.382
Swedish Krone	SEK	137.584	138.642
Norwegian Krone	NOK	129.622	130.619
Danish Krone	DKK	205.784	207.367
Japanese Yen	JPY	9.050	9.120
Chinese Yuan	CNY	181.501	182.897
U.A.E Dirham	AED	353.982	356.705
Jordanian Dinar	JOD	1836.158	1850.282
Australian Dollar	AUD	855.270	861.849
Saudi Arabian Rial	SAR	346.667	349.333
Omani Rial	OMR	3381.014	3407.022
Turkish Lira	TRY	32.667	32.918
Special Drawing Rights	SDR	1792.440	1806.228
Gold for a 24-ounce	Gold	4,340,475.880	

The prices above are indicative and do not constitute any obligation on the Central Bank of Iraq

* The maximum US\$ selling price by banks and other financial institutions is 1320 Iraqi Dinar/US\$.

Mustafa Qays Abdulrahman
Acting Asst.D.G



CENTRAL BANK OF IRAQ

Investment Department

Currency Exchange Rate List

Date as of

Wednesday, July 2, 2025

Contact

8165171

www.cbi.iq

Bulltein

The approved prices for buying and selling major currencies and gold

Currency	Currency	Buy price(IQD)	Sell price(IQD)
U.S. dollar	USD	1300	1310
Euro	EUR	1528.150	1539.905
Pound Sterling	GBP	1781.325	1795.028
Canadian Dollar	CAD	956.938	964.299
Swiss Franc	CHF	1641.621	1654.249
Swedish Krone	SEK	136.436	137.485
Norwegian Krone	NOK	129.273	130.268
Danish Krone	DKK	204.815	206.390
Japanese Yen	JPY	9.053	9.123
Chinese Yuan	CNY	181.382	182.777
U.A.E Dirham	AED	353.982	356.705
Jordanian Dinar	JOD	1836.158	1850.282
Australian Dollar	AUD	855.010	861.587
Saudi Arabian Rial	SAR	346.667	349.333
Omani Rial	OMR	3376.799	3402.774
Turkish Lira	TRY	32.704	32.956
Special Drawing Rights	SDR	1788.319	1802.075
Gold for a 24-ounce	Gold	4,364,199.060	

The prices above are indicative and do not constitute any obligation on the Central Bank of Iraq

* The maximum US\$ selling price by banks and other financial institutions is 1320 Iraqi Dinar/US\$.

Dr. Mohammed Yunis Salman
Acting Director General

3.7.2025



CENTRAL BANK OF IRAQ

Investment Department

Currency Exchange Rate List

Date as of

Thursday 3/7/2025

Contact

8165171

www.cbi.iq

Bulltein

The approved prices for buying and selling major currencies and gold

Currency	Currency	Buy price(IQD)	Sell price(IQD)
U.S. dollar	USD	1300	1310
Euro	EUR	1531.660	1543.442
Pound Sterling	GBP	1776.125	1789.788
Canadian Dollar	CAD	957.220	964.583
Swiss Franc	CHF	1640.482	1653.101
Swedish Krone	SEK	136.129	137.177
Norwegian Krone	NOK	128.982	129.975
Danish Krone	DKK	205.274	206.853
Japanese Yen	JPY	9.055	9.125
Chinese Yuan	CNY	181.526	182.923
U.A.E Dirham	AED	353.982	356.705
Jordanian Dinar	JOD	1836.158	1850.282
Australian Dollar	AUD	854.360	860.932
Saudi Arabian Rial	SAR	346.667	349.333
Omani Rial	OMR	3381.014	3407.022
Turkish Lira	TRY	32.666	32.917
Special Drawing Rights	SDR	1789.476	1803.241
Gold for a 24-ounce	Gold	4,324,199.880	

The prices above are indicative and do not constitute any obligation on the Central Bank of Iraq

* The maximum US\$ selling price by banks and other financial institutions is 1320 Iraqi Dinar/US\$.

Dr. Mohammed Yunis Salman
Acting Director General

7. 7. 2025



CENTRAL BANK OF IRAQ

Investment Department

Currency Exchange Rate List

Date as of

Monday 7/7/2025

Contact

8165171

www.cbi.iq


Bulltein

The approved prices for buying and selling major currencies and gold

Currency	Currency	Buy price(IQD	Sell price(IQD)
U.S. dollar	USD	1300	1310
Euro	EUR	1524.640	1536.368
Pound Sterling	GBP	1768.390	1781.993
Canadian Dollar	CAD	950.153	957.462
Swiss Franc	CHF	1630.912	1643.458
Swedish Krone	SEK	136.561	137.612
Norwegian Krone	NOK	128.385	129.372
Danish Krone	DKK	204.364	205.936
Japanese Yen	JPY	9.007	9.076
Chinese Yuan	CNY	181.243	182.637
U.A.E Dirham	AED	353.982	356.705
Jordanian Dinar	JOD	1836.158	1850.282
Australian Dollar	AUD	846.300	852.810
Saudi Arabian Rial	SAR	346.667	349.333
Omani Rial	OMR	3381.014	3407.022
Turkish Lira	TRY	32.533	32.784
Special Drawing Rights	SDR	1783.782	1797.503
Gold for a 24-ounce	Gold	4,335,813.300	

The prices above are indicative and do not constitute any obligation on the Central Bank of Iraq

* The maximum US\$ selling price by banks and other financial institutions is 1320 Iraqi Dinar/US\$.


Dr. Mohammed Yunis Salman
Acting Director General
8-7-2025



CENTRAL BANK OF IRAQ

Investment Department

Currency Exchange Rate List

Date as of

Tuesday 8/7/2025

Contact

8165171

www.cbi.iq

Bulltein

The approved prices for buying and selling major currencies and gold

Currency	Currency	Buy price(IQD)	Sell price(IQD)
U.S. dollar	USD	1300	1310
Euro	EUR	1523.340	1535.058
Pound Sterling	GBP	1765.205	1778.784
Canadian Dollar	CAD	950.501	957.812
Swiss Franc	CHF	1630.094	1642.633
Swedish Krone	SEK	136.384	137.433
Norwegian Krone	NOK	128.774	129.765
Danish Krone	DKK	204.178	205.748
Japanese Yen	JPY	8.905	8.974
Chinese Yuan	CNY	181.278	182.673
U.A.E Dirham	AED	353.982	356.705
Jordanian Dinar	JOD	1836.158	1850.282
Australian Dollar	AUD	850.070	856.609
Saudi Arabian Rial	SAR	346.667	349.333
Omani Rial	OMR	3381.014	3407.022
Turkish Lira	TRY	32.468	32.717
Special Drawing Rights	SDR	1782.807	1796.521
Gold for a 24-ounce	Gold	4,290,578.630	

The prices above are indicative and do not constitute any obligation on the Central Bank of Iraq

* The maximum US\$ selling price by banks and other financial institutions is 1320 Iraqi Dinar/US\$.

Dr. Mohammed Yunis Salman
Acting Director General

9. 7. 2025



CENTRAL BANK OF IRAQ

Investment Department

Currency Exchange Rate List

Date as of

Wednesday 9/7/2025

Contact

8165171

www.cbi.iq

Bulltein

The approved prices for buying and selling major currencies and gold

Currency	Currency	Buy price(IQD)	Sell price(IQD)
U.S. dollar	USD	1300	1310
Euro	EUR	1520.740	1532.438
Pound Sterling	GBP	1765.660	1779.242
Canadian Dollar	CAD	949.945	957.252
Swiss Franc	CHF	1632.858	1645.419
Swedish Krone	SEK	136.212	137.260
Norwegian Krone	NOK	128.550	129.539
Danish Krone	DKK	203.819	205.387
Japanese Yen	JPY	8.836	8.904
Chinese Yuan	CNY	180.998	182.390
U.A.E Dirham	AED	353.982	356.705
Jordanian Dinar	JOD	1836.158	1850.282
Australian Dollar	AUD	849.420	855.954
Saudi Arabian Rial	SAR	346.667	349.333
Omani Rial	OMR	3381.014	3407.022
Turkish Lira	TRY	32.615	32.866
Special Drawing Rights	SDR	1781.247	1794.949
Gold for a 24-ounce	Gold	4,307,351.360	

The prices above are indicative and do not constitute any obligation on the Central Bank of Iraq

* The maximum US\$ selling price by banks and other financial institutions is 1320 Iraqi Dinar/US\$.


Dr. Mohammed Yunis Salman
Acting Director General

10.7.2025



CENTRAL BANK OF IRAQ

Investment Department

Currency Exchange Rate List

Date as of

Thursday 10/7/2025

Contact

8165171

www.cbi.iq

Bulltein

The approved prices for buying and selling major currencies and

Currency	Currency t	Buy price(IQD)	Sell price(IQD)
U.S. dollar	USD	1300	1310
Euro	EUR	1522.170	1533.879
Pound Sterling	GBP	1767.935	1781.535
Canadian Dollar	CAD	950.084	957.392
Swiss Franc	CHF	1636.043	1648.628
Swedish Krone	SEK	136.493	137.543
Norwegian Krone	NOK	128.964	129.956
Danish Krone	DKK	204.014	205.584
Japanese Yen	JPY	8.913	8.982
Chinese Yuan	CNY	181.122	182.515
U.A.E Dirham	AED	353.982	356.705
Jordanian Dinar	JOD	1836.158	1850.282
Australian Dollar	AUD	851.370	857.919
Saudi Arabian Rial	SAR	346.667	349.333
Omani Rial	OMR	3381.014	3407.022
Turkish Lira	TRY	32.465	32.715
Special Drawing Rights	SDR	1783.249	1796.966
Gold for a 24-ounce	Gold	4,319,500.120	

The prices above are indicative and do not constitute any obligation on the Central Bank of Iraq

* The maximum US\$ selling price by banks and other financial institutions is 1320 Iraqi Dinar/US\$.

Dr. Mohammed Yunis Salman
Acting Director General

13.7.2025



CENTRAL BANK OF IRAQ

Investment Department

Currency Exchange Rate List

Date as of

Sunday 13/7/2025

Contact

8165171

www.cbi.iq


Bulltein

The approved prices for buying and selling major currencies and gold

Currency	Currency	Buy price(IQD	Sell price(IQD
U.S. dollar	USD	1300	1310
Euro	EUR	1518.790	1530.473
Pound Sterling	GBP	1758.835	1772.365
Canadian Dollar	CAD	949.737	957.043
Swiss Franc	CHF	1633.576	1646.142
Swedish Krone	SEK	136.239	137.287
Norwegian Krone	NOK	128.379	129.366
Danish Krone	DKK	203.551	205.117
Japanese Yen	JPY	8.869	8.937
Chinese Yuan	CNY	181.314	182.708
U.A.E Dirham	AED	353.944	356.666
Jordanian Dinar	JOD	1836.158	1850.282
Australian Dollar	AUD	855.400	861.980
Saudi Arabian Rial	SAR	346.630	349.296
Omani Rial	OMR	3379.696	3405.693
Turkish Lira	TRY	32.372	32.621
Special Drawing Rights	SDR	1780.506	1794.202
Gold for a 24-ounce	Gold	4,362,129.070	

The prices above are indicative and do not constitute any obligation on the Central Bank of Iraq

* The maximum US\$ selling price by banks and other financial institutions is 1320 Iraqi Dinar/US\$.


Dr. Mohammed Yunis Salman
Acting Director General
14-7-2025



CENTRAL BANK OF IRAQ

Investment Department

Currency Exchange Rate List

Date as of
Monday 14/7/2025

Contact
8165171
www.cbi.iq

Bulltein
The approved prices for buying and selling major currencies and gold

Currency	Currency	Buy price(IQD)	Sell price(IQD)
U.S. dollar	USD	1300	1310
Euro	EUR	1519.700	1531.390
Pound Sterling	GBP	1753.440	1766.928
Canadian Dollar	CAD	949.390	956.693
Swiss Franc	CHF	1632.346	1644.902
Swedish Krone	SEK	135.627	136.670
Norwegian Krone	NOK	128.755	129.745
Danish Krone	DKK	203.634	205.201
Japanese Yen	JPY	8.844	8.912
Chinese Yuan	CNY	181.344	182.739
U.A.E Dirham	AED	353.982	356.705
Jordanian Dinar	JOD	1837.975	1852.114
Australian Dollar	AUD	852.930	859.491
Saudi Arabian Rial	SAR	346.667	349.333
Omani Rial	OMR	3381.014	3407.022
Turkish Lira	TRY	32.364	32.613
Special Drawing Rights	SDR	1779.843	1793.534
Gold for a 24-ounce	Gold	4,346,581.460	

The prices above are indicative and do not constitute any obligation on the Central Bank of Iraq

* The maximum US\$ selling price by banks and other financial institutions is 1320 Iraqi Dinar/US\$.

Dr. Mohammed Yunis Salman
Acting Director General

15.7.2025



CENTRAL BANK OF IRAQ

Investment Department

Currency Exchange Rate List

Date as of

Tuesday 15/7/2025

Contact

8165171

www.cbi.iq

Bulltein

The approved prices for buying and selling major currencies and gold

Currency	Currency	Buy price(IQD)	Sell price(IQD)
U.S. dollar	USD	1300	1310
Euro	EUR	1516.450	1528.115
Pound Sterling	GBP	1749.345	1762.802
Canadian Dollar	CAD	948.213	955.507
Swiss Franc	CHF	1633.166	1645.729
Swedish Krone	SEK	134.556	135.591
Norwegian Krone	NOK	127.739	128.722
Danish Krone	DKK	203.179	204.742
Japanese Yen	JPY	8.806	8.874
Chinese Yuan	CNY	181.215	182.609
U.A.E Dirham	AED	353.982	356.705
Jordanian Dinar	JOD	1836.158	1850.282
Australian Dollar	AUD	852.150	858.705
Saudi Arabian Rial	SAR	346.667	349.333
Omani Rial	OMR	3381.014	3407.022
Turkish Lira	TRY	32.516	32.766
Special Drawing Rights	SDR	1778.322	1792.001
Gold for a 24-ounce	Gold	4,318,834.000	

The prices above are indicative and do not constitute any obligation on the Central Bank of Iraq

* The maximum US\$ selling price by banks and other financial institutions is 1320 Iraqi Dinar/US\$.

Dr. Mohammed Yunis Salman
Acting Director General

16.7.2025



CENTRAL BANK OF IRAQ

Investment Department

Currency Exchange Rate List

Date as of

Wednesday 16/7/2025

Contact

8165171

www.cbi.iq


Bullein

The approved prices for buying and selling major currencies and gold

Currency	Currency	Buy price(IQD)	Sell price(IQD)
U.S. dollar	USD	1300	1310
Euro	EUR	1508.260	1519.862
Pound Sterling	GBP	1742.780	1756.186
Canadian Dollar	CAD	950.153	957.462
Swiss Franc	CHF	1621.959	1634.435
Swedish Krone	SEK	133.244	134.269
Norwegian Krone	NOK	126.256	127.228
Danish Krone	DKK	202.089	203.644
Japanese Yen	JPY	8.725	8.792
Chinese Yuan	CNY	181.106	182.500
U.A.E Dirham	AED	353.982	356.705
Jordanian Dinar	JOD	1836.158	1850.282
Australian Dollar	AUD	848.640	855.168
Saudi Arabian Rial	SAR	346.667	349.333
Omani Rial	OMR	3381.014	3407.022
Turkish Lira	TRY	32.298	32.547
Special Drawing Rights	SDR	1773.590	1787.233
Gold for a 24-ounce	Gold	4,350,215.480	

The prices above are indicative and do not constitute any obligation on the Central Bank of Iraq

* The maximum US\$ selling price by banks and other financial institutions is 1320 Iraqi Dinar/US\$.


Dr. Mohammed Yunis Salman
Acting Director General

17.7.2025



CENTRAL BANK OF IRAQ

Investment Department

Currency Exchange Rate List

Date as of

Thursday, July 17, 2025

Contact

8165171

www.cbi.iq

Bulltein


The approved prices for buying and selling major currencies and gold

Currency	Currency	Buy price(IQD)	Sell price(IQD)
U.S. dollar	USD	1300	1310
Euro	EUR	1505.270	1516.849
Pound Sterling	GBP	1741.805	1755.204
Canadian Dollar	CAD	945.248	952.519
Swiss Franc	CHF	1616.111	1628.543
Swedish Krone	SEK	133.080	134.104
Norwegian Krone	NOK	125.780	126.748
Danish Krone	DKK	201.704	203.255
Japanese Yen	JPY	8.760	8.827
Chinese Yuan	CNY	181.056	182.449
U.A.E Dirham	AED	353.982	356.705
Jordanian Dinar	JOD	1836.158	1850.282
Australian Dollar	AUD	843.440	849.928
Saudi Arabian Rial	SAR	346.667	349.333
Omani Rial	OMR	3381.014	3407.022
Turkish Lira	TRY	32.461	32.711
Special Drawing Rights	SDR	1771.939	1785.569
Gold for a 24-ounce	Gold	4,340,152.830	

The prices above are indicative and do not constitute any obligation on the Central Bank of Iraq

* The maximum US\$ selling price by banks and other financial institutions is 1320 Iraqi Dinar/US\$.

Mustafa Qays Abdulrahman
Acting Asst.D.G



CENTRAL BANK OF IRAQ

Investment Department

Currency Exchange Rate List

Date as of

Sunday, July 20, 2025

Contact

8165171

www.cbi.iq

Bulltein

The approved prices for buying and selling major currencies and gold


Currency	Currency	Buy price(IQD)	Sell price(IQD)
U.S. dollar	USD	1300	1310
Euro	EUR	1514.500	1526.150
Pound Sterling	GBP	1748.825	1762.278
Canadian Dollar	CAD	947.522	954.810
Swiss Franc	CHF	1621.352	1633.824
Swedish Krone	SEK	134.616	135.652
Norwegian Krone	NOK	127.984	128.969
Danish Krone	DKK	202.919	204.480
Japanese Yen	JPY	8.749	8.816
Chinese Yuan	CNY	181.084	182.477
U.A.E Dirham	AED	353.953	356.676
Jordanian Dinar	JOD	1836.158	1850.282
Australian Dollar	AUD	845.260	851.762
Saudi Arabian Rial	SAR	346.583	349.250
Omani Rial	OMR	3376.711	3402.686
Turkish Lira	TRY	32.209	32.457
Special Drawing Rights	SDR	1775.423	1789.080
Gold for a 24-ounce	Gold	4,354,038.910	

The prices above are indicative and do not constitute any obligation on the Central Bank of Iraq

* The maximum US\$ selling price by banks and other financial institutions is 1320 Iraqi Dinar/US\$.

* The prices are based on closing price on Friday (IMF Bulletin).

Mustafa Qays Abdulrahman
Acting Asst.D.G



CENTRAL BANK OF IRAQ

Investment Department

Currency Exchange Rate List

Date as of

Monday, July 21, 2025

Contact

8165171

www.cbi.iq

Bulltein

The approved prices for buying and selling major currencies and gold

Currency	Currency	Buy price(IQD)	Sell price(IQD)
U.S. dollar	USD	1300	1310
Euro	EUR	1516.710	1528.377
Pound Sterling	GBP	1749.540	1762.998
Canadian Dollar	CAD	950.362	957.672
Swiss Franc	CHF	1629.277	1641.810
Swedish Krone	SEK	135.276	136.316
Norwegian Krone	NOK	127.819	128.803
Danish Krone	DKK	203.185	204.748
Japanese Yen	JPY	8.821	8.889
Chinese Yuan	CNY	181.180	182.573
U.A.E Dirham	AED	353.982	356.705
Jordanian Dinar	JOD	1836.158	1850.282
Australian Dollar	AUD	846.820	853.334
Saudi Arabian Rial	SAR	346.556	349.222
Omani Rial	OMR	3381.014	3407.022
Turkish Lira	TRY	32.195	32.442
Special Drawing Rights	SDR	1776.398	1790.063
Gold for a 24-ounce	Gold	4,413,917.040	

The prices above are indicative and do not constitute any obligation on the Central Bank of Iraq

* The maximum US\$ selling price by banks and other financial institutions is 1320 Iraqi Dinar/US\$.

Mustafa Qays Abdulrahman
Acting Asst.D.G



CENTRAL BANK OF IRAQ

Investment Department

Currency Exchange Rate List

Date as of

Tuesday, July 22, 2025

Contact

8165171

www.cbi.iq

Bulltein


The approved prices for buying and selling major currencies and gold

Currency	Currency	Buy price(IQD)	Sell price(IQD)
U.S. dollar	USD	1300	1310
Euro	EUR	1520.870	1532.569
Pound Sterling	GBP	1752.075	1765.553
Canadian Dollar	CAD	953.429	960.763
Swiss Franc	CHF	1630.707	1643.251
Swedish Krone	SEK	135.659	136.702
Norwegian Krone	NOK	127.970	128.955
Danish Krone	DKK	203.733	205.300
Japanese Yen	JPY	8.817	8.885
Chinese Yuan	CNY	181.147	182.540
U.A.E Dirham	AED	353.982	356.705
Jordanian Dinar	JOD	1836.158	1850.282
Australian Dollar	AUD	846.690	853.203
Saudi Arabian Rial	SAR	346.667	349.333
Omani Rial	OMR	3376.711	3402.686
Turkish Lira	TRY	32.207	32.454
Special Drawing Rights	SDR	1779.518	1793.207
Gold for a 24-ounce	Gold	4,460,455.220	

The prices above are indicative and do not constitute any obligation on the Central Bank of Iraq

* The maximum US\$ selling price by banks and other financial institutions is 1320 Iraqi Dinar/US\$.

Mustafa Qays Abdulrahman
Acting Asst.D.G



CENTRAL BANK OF IRAQ

Investment Department

Currency Exchange Rate List

Date as of

Wednesday, July 23, 2025

Contact

8165171

www.cbi.iq

Bulltein

The approved prices for buying and selling major currencies and gold

Currency	Currency	Buy price(IQD)	Sell price(IQD)
U.S. dollar	USD	1300	1310
Euro	EUR	1524.380	1536.106
Pound Sterling	GBP	1759.745	1773.282
Canadian Dollar	CAD	955.250	962.598
Swiss Franc	CHF	1639.448	1652.059
Swedish Krone	SEK	136.544	137.595
Norwegian Krone	NOK	128.732	129.722
Danish Krone	DKK	204.223	205.794
Japanese Yen	JPY	8.880	8.948
Chinese Yuan	CNY	181.481	182.877
U.A.E Dirham	AED	353.982	356.705
Jordanian Dinar	JOD	1836.158	1850.282
Australian Dollar	AUD	853.840	860.408
Saudi Arabian Rial	SAR	346.667	349.333
Omani Rial	OMR	3381.014	3407.022
Turkish Lira	TRY	32.144	32.391
Special Drawing Rights	SDR	1782.729	1796.442
Gold for a 24-ounce	Gold	4,403,640.150	

The prices above are indicative and do not constitute any obligation on the Central Bank of Iraq

* The maximum US\$ selling price by banks and other financial institutions is 1320 Iraqi Dinar/US\$.

Mustafa Qays Abdulrahman
Acting Asst.D.G



CENTRAL BANK OF IRAQ

Investment Department

Currency Exchange Rate List

Date as of
Thursday 24/7/2025

Contact
8165171
www.cbi.iq

Bulltein
The approved prices for buying and selling major currencies and gold

Currency	Currency	Buy price(IQD)	Sell price(IQD)
U.S. dollar	USD	1300	1310
Euro	EUR	1528.280	1540.036
Pound Sterling	GBP	1760.070	1773.609
Canadian Dollar	CAD	953.778	961.115
Swiss Franc	CHF	1635.837	1648.421
Swedish Krone	SEK	136.637	137.688
Norwegian Krone	NOK	128.681	129.671
Danish Krone	DKK	204.744	206.319
Japanese Yen	JPY	8.879	8.947
Chinese Yuan	CNY	181.739	183.137
U.A.E Dirham	AED	353.982	356.705
Jordanian Dinar	JOD	1836.158	1850.282
Australian Dollar	AUD	860.730	867.351
Saudi Arabian Rial	SAR	346.667	349.333
Omani Rial	OMR	3381.014	3407.022
Turkish Lira	TRY	31.973	32.219
Special Drawing Rights	SDR	1783.899	1797.621
Gold for a 24-ounce	Gold	4,378,148.320	

The prices above are indicative and do not constitute any obligation on the Central Bank of Iraq

* The maximum US\$ selling price by banks and other financial institutions is 1320 Iraqi Dinar/US\$.

Mustafa Qays Abdulrahman
Acting Asst.D.G



CENTRAL BANK OF IRAQ

Investment Department

Currency Exchange Rate List

Date as of

Sunday 27/7/2025

Contact

8165171

www.cbi.iq

Bulltein

The approved prices for buying and selling major currencies and gold

Currency	Currency	Buy price(IQD	Sell price(IQD
U.S. dollar	USD	1300	1310
Euro	EUR	1524.120	1535.844
Pound Sterling	GBP	1749.735	1763.195
Canadian Dollar	CAD	948.974	956.274
Swiss Franc	CHF	1631.936	1644.489
Swedish Krone	SEK	136.490	137.540
Norwegian Krone	NOK	128.083	129.068
Danish Krone	DKK	204.184	205.755
Japanese Yen	JPY	8.823	8.891
Chinese Yuan	CNY	181.400	182.795
U.A.E Dirham	AED	353.953	356.676
Jordanian Dinar	JOD	1836.158	1850.282
Australian Dollar	AUD	855.530	862.111
Saudi Arabian Rial	SAR	346.528	349.194
Omani Rial	OMR	3376.711	3402.686
Turkish Lira	TRY	32.052	32.299
Special Drawing Rights	SDR	1780.727	1794.425
Gold for a 24-ounce	Gold	4,336,702.500	

The prices above are indicative and do not constitute any obligation on the Central Bank of Iraq

* The maximum US\$ selling price by banks and other financial institutions is 1320 Iraqi Dinar/US\$.

*** The prices are based on closing price on Friday (IMF Bulletin).**

**Dr. Mohammed Yunis Salman
Acting Director General**

28.7.2025



CENTRAL BANK OF IRAQ

Investment Department

Currency Exchange Rate List

Date as of

Monday 28/7/2025

Contact

8165171

www.cbi.iq


Bulltein

The approved prices for buying and selling major currencies and gold

Currency	Currency	Buy price(IQD)	Sell price(IQD)
U.S. dollar	USD	1300	1310
Euro	EUR	1515.020	1526.674
Pound Sterling	GBP	1744.470	1757.889
Canadian Dollar	CAD	946.487	953.768
Swiss Franc	CHF	1622.971	1635.456
Swedish Krone	SEK	135.821	136.866
Norwegian Krone	NOK	127.576	128.557
Danish Krone	DKK	203.001	204.563
Japanese Yen	JPY	8.784	8.851
Chinese Yuan	CNY	181.197	182.591
U.A.E Dirham	AED	353.982	356.705
Jordanian Dinar	JOD	1836.158	1850.282
Australian Dollar	AUD	853.320	859.884
Saudi Arabian Rial	SAR	346.667	349.333
Omani Rial	OMR	3381.014	3407.022
Turkish Lira	TRY	32.062	32.308
Special Drawing Rights	SDR	1776.047	1789.709
Gold for a 24-ounce	Gold	4,308,248.880	

The prices above are indicative and do not constitute any obligation on the Central Bank of Iraq

* The maximum US\$ selling price by banks and other financial institutions is 1320 Iraqi Dinar/US\$.


Dr. Mohammed Yunis Salman
Acting Director General
29.7.2025



CENTRAL BANK OF IRAQ

Investment Department

Currency Exchange Rate List

Date as of

Tuesday 29/7/2025

Contact

8165171

www.cbi.iq

Bulltein

The approved prices for buying and selling major currencies and gold

Currency	Currency	Buy price(IQD)	Sell price(IQD)
U.S. dollar	USD	1300	1310
Euro	EUR	1499.290	1510.823
Pound Sterling	GBP	1735.630	1748.981
Canadian Dollar	CAD	944.081	951.344
Swiss Franc	CHF	1615.509	1627.936
Swedish Krone	SEK	134.707	135.743
Norwegian Krone	NOK	127.685	128.667
Danish Krone	DKK	201.136	202.683
Japanese Yen	JPY	8.748	8.816
Chinese Yuan	CNY	181.144	182.538
U.A.E Dirham	AED	353.944	356.666
Jordanian Dinar	JOD	1836.158	1850.282
Australian Dollar	AUD	848.250	854.775
Saudi Arabian Rial	SAR	346.667	349.333
Omani Rial	OMR	3381.014	3407.022
Turkish Lira	TRY	32.052	32.299
Special Drawing Rights	SDR	1771.133	1784.757
Gold for a 24-ounce	Gold	4,324,208.200	

The prices above are indicative and do not constitute any obligation on the Central Bank of Iraq

* The maximum US\$ selling price by banks and other financial institutions is 1320 Iraqi Dinar/US\$.


Dr. Mohammed Yunis Salman
Acting Director General

30.7.2025



CENTRAL BANK OF IRAQ

Investment Department

Currency Exchange Rate List

Date as of

Wednesday 30/7/2025

Contact

8165171

www.cbi.iq

Bulltein

The approved prices for buying and selling major currencies and gold

Currency	Currency	Buy price(IQD)	Sell price(IQD)
U.S. dollar	USD	1300	1310
Euro	EUR	1498.510	1510.037
Pound Sterling	GBP	1737.320	1750.684
Canadian Dollar	CAD	940.121	947.353
Swiss Franc	CHF	1612.903	1625.310
Swedish Krone	SEK	134.474	135.508
Norwegian Krone	NOK	126.079	127.049
Danish Krone	DKK	200.825	202.370
Japanese Yen	JPY	8.771	8.839
Chinese Yuan	CNY	181.071	182.464
U.A.E Dirham	AED	353.982	356.705
Jordanian Dinar	JOD	1836.158	1850.282
Australian Dollar	AUD	846.430	852.941
Saudi Arabian Rial	SAR	346.667	349.333
Omani Rial	OMR	3381.014	3407.022
Turkish Lira	TRY	32.055	32.301
Special Drawing Rights	SDR	1769.781	1783.395
Gold for a 24-ounce	Gold	4,257,172.140	

The prices above are indicative and do not constitute any obligation on the Central Bank of Iraq

* The maximum US\$ selling price by banks and other financial institutions is 1320 Iraqi Dinar/US\$.


Dr. Mohammed Yunis Salman
Acting Director General

31.7.2025



CENTRAL BANK OF IRAQ

Investment Department

Currency Exchange Rate List

Date as of

Thursday 31/7/2025

Contact

8165171

www.cbi.iq

Bulltein

The approved prices for buying and selling major currencies and gold

Currency	Currency	Buy price(IQD)	Sell price(IQD)
U.S. dollar	USD	1300	1310
Euro	EUR	1487.980	1499.426
Pound Sterling	GBP	1719.575	1732.803
Canadian Dollar	CAD	939.035	946.258
Swiss Franc	CHF	1598.819	1611.118
Swedish Krone	SEK	133.361	134.387
Norwegian Krone	NOK	126.378	127.350
Danish Krone	DKK	199.393	200.926
Japanese Yen	JPY	8.706	8.773
Chinese Yuan	CNY	180.751	182.142
U.A.E Dirham	AED	353.982	356.705
Jordanian Dinar	JOD	1836.158	1850.282
Australian Dollar	AUD	840.970	847.439
Saudi Arabian Rial	SAR	346.667	349.333
Omani Rial	OMR	3381.014	3407.022
Turkish Lira	TRY	32.028	32.274
Special Drawing Rights	SDR	1761.383	1774.932
Gold for a 24-ounce	Gold	4,277,032.370	

The prices above are indicative and do not constitute any obligation on the Central Bank of Iraq

* The maximum US\$ selling price by banks and other financial institutions is 1320 Iraqi Dinar/US\$.


Dr. Mohammed Yunis Salman
Acting Director General

3.8.2025