


نشرة الأسعار المعتمدة لبيع وشراء العملات الرئيسية والذهب لسنة 2025

شهر ايار



CENTRAL BANK OF IRAQ

Investment Department

Currency Exchange Rate List

Date as of
Sunday May 4/5/2025

Contact
8165171
www.cbi.iq


Bulltein
The approved prices for buying and selling major currencies and gold

Currency	Currency	Buy price(IQD)	Sell price(IQD)
U.S. dollar	USD	1300	1310
Euro	EUR	1474.590	1485.933
Pound Sterling	GBP	1727.570	1740.859
Canadian Dollar	CAD	940.734	947.970
Swiss Franc	CHF	1576.713	1588.842
Swedish Krone	SEK	134.820	135.857
Norwegian Krone	NOK	125.406	126.371
Danish Krone	DKK	197.616	199.137
Japanese Yen	JPY	8.911	8.979
Chinese Yuan	CNY	178.802	180.178
U.A.E Dirham	AED	353.944	356.666
Jordanian Dinar	JOD	1836.158	1850.282
Australian Dollar	AUD	833.430	839.841
Saudi Arabian Rial	SAR	346.704	349.371
Omani Rial	OMR	3378.905	3404.897
Turkish Lira	TRY	33.716	33.975
Special Drawing Rights	SDR	1760.252	1773.792
Gold for a 24-ounce	Gold	4,212,099.970	

The prices above are indicative and do not constitute any obligation on the Central Bank of Iraq

*** The maximum US\$ selling price by banks and other financial institutions is 1320 Iraqi Dinar/US\$.**

*** The prices are based on closing price on Friday (IMF Bulletin).**


Dr. Mohammed Yunis Salman
Acting Director General
5.5.2025



CENTRAL BANK OF IRAQ

Investment Department

Currency Exchange Rate List

Date as of

Monday May 5/5/2025

Contact

81651/1

www.cbi.iq


Bulltein

The approved prices for buying and selling major currencies a

Currency	Currency	Buy price(IQD	Sell price(IQ
U.S. dollar	USD	1300	1310
Euro	EUR	1474.590	1485.933
Pound Sterling	GBP	1727.830	1741.121
Canadian Dollar	CAD	940.394	947.627
Swiss Franc	CHF	1579.203	1591.351
Swedish Krone	SEK	134.844	135.882
Norwegian Krone	NOK	125.087	126.049
Danish Krone	DKK	197.607	199.127
Japanese Yen	JPY	9.047	9.116
Chinese Yuan	CNY	178.802	180.178
U.A.E Dirham	AED	353.982	356.705
Jordanian Dinar	JOD	1834.603	1848.716
Australian Dollar	AUD	842.270	848.749
Saudi Arabian Rial	SAR	346.667	349.333
Omani Rial	OMR	3381.014	3407.022
Turkish Lira	TRY	33.927	34.188
Special Drawing Rights	SDR	1762.865	1776.426
Gold for a 24-ounce	Gold	4,333,674.410	

The prices above are indicative and do not constitute any obligation on the Central Bank of Iraq

* The maximum US\$ selling price by banks and other financial institutions is 1320 Iraqi Dinar/US\$.


Dr. Mohammed Yunis Salman
Acting Director General

6. 5. 2025



CENTRAL BANK OF IRAQ

Investment Department

Currency Exchange Rate List

Date as of

Tuesday May6/5/2025

Contact

81651/1

www.cbi.iq

Bulltein

The approved prices for buying and selling major currencies and gold

Currency	Currency	Buy price(IQD)	Sell price(IQD)
U.S. dollar	USD	1300	1310
Euro	EUR	1472.250	1483.575
Pound Sterling	GBP	1735.630	1748.981
Canadian Dollar	CAD	943.807	951.067
Swiss Franc	CHF	1575.949	1588.071
Swedish Krone	SEK	136.060	137.107
Norwegian Krone	NOK	125.817	126.784
Danish Krone	DKK	198.125	199.649
Japanese Yen	JPY	9.129	9.199
Chinese Yuan	CNY	180.178	181.564
U.A.E Dirham	AED	353.944	356.666
Jordanian Dinar	JOD	1836.158	1850.282
Australian Dollar	AUD	838.890	845.343
Saudi Arabian Rial	SAR	346.667	349.333
Omani Rial	OMR	3381.014	3407.022
Turkish Lira	TRY	33.665	33.924
Special Drawing Rights	SDR	1762.657	1776.216
Gold for a 24-ounce	Gold	4,458,116.390	

The prices above are indicative and do not constitute any obligation on the Central Bank of Iraq

* The maximum US\$ selling price by banks and other financial institutions is 1320 Iraqi Dinar/US\$.

Dr. Mohammed Yunis Salman
Acting Director General

7-5-2025



CENTRAL BANK OF IRAQ

Investment Department

Currency Exchange Rate List

Date as of

Wednesday 7/5/2025

Contact

8165171

www.cbi.iq

Bulltein

The approved prices for buying and selling major currencies and gold

Currency	Currency	Buy price(IQD	Sell price(IQD
U.S. dollar	USD	1300	1310
Euro	EUR	1476.800	1488.160
Pound Sterling	GBP	1734.980	1748.326
Canadian Dollar	CAD	939.578	946.805
Swiss Franc	CHF	1578.436	1590.578
Swedish Krone	SEK	135.449	136.491
Norwegian Krone	NOK	125.780	126.748
Danish Krone	DKK	197.923	199.446
Japanese Yen	JPY	9.091	9.161
Chinese Yuan	CNY	179.866	181.250
U.A.E Dirham	AED	353.982	356.705
Jordanian Dinar	JOD	1836.158	1850.282
Australian Dollar	AUD	842.920	849.404
Saudi Arabian Rial	SAR	346.593	349.259
Omani Rial	OMR	3376.887	3402.863
Turkish Lira	TRY	33.655	33.913
Special Drawing Rights	SDR	1764.204	1777.775
Gold for a 24-ounce	Gold	4,373,619.250	

The prices above are indicative and do not constitute any obligation on the Central Bank of Iraq

* The maximum US\$ selling price by banks and other financial institutions is 1320 Iraqi Dinar/US\$.

Dr. Mohammed Yunis Salman

Acting Director General

8.5.2025



CENTRAL BANK OF IRAQ

Investment Department

Currency Exchange Rate List

Date as of

Thursday 8/5/2025

Contact

8165171

www.cbi.iq

Bulltein

The approved prices for buying and selling major currencies and gold

Currency	Currency	Buy price(IQD)	Sell price(IQD)
U.S. dollar	USD	1300	1310
Euro	EUR	1468.610	1479.907
Pound Sterling	GBP	1724.190	1737.453
Canadian Dollar	CAD	934.781	941.972
Swiss Franc	CHF	1574.231	1586.341
Swedish Krone	SEK	134.698	135.734
Norwegian Krone	NOK	125.651	126.618
Danish Krone	DKK	196.856	198.371
Japanese Yen	JPY	9.028	9.097
Chinese Yuan	CNY	179.645	181.027
U.A.E Dirham	AED	353.982	356.705
Jordanian Dinar	JOD	1836.158	1850.282
Australian Dollar	AUD	837.850	844.295
Saudi Arabian Rial	SAR	346.667	349.333
Omani Rial	OMR	3381.014	3407.022
Turkish Lira	TRY	33.910	34.170
Special Drawing Rights	SDR	1757.795	1771.317
Gold for a 24-ounce	Gold	4,296,830.070	

The prices above are indicative and do not constitute any obligation on the Central Bank of Iraq

* The maximum US\$ selling price by banks and other financial institutions is 1320 Iraqi Dinar/US\$.

Dr. Mohammed Yunis Salman

Acting Director General

11.5.2025



CENTRAL BANK OF IRAQ

Investment Department

Currency Exchange Rate List

Date as of

Sunday 11/5/2025

Contact

8165171

www.cbi.iq

Bulltein

The approved prices for buying and selling major currencies and gold

Currency	Currency	Buy price(IQD)	Sell price(IQD)
U.S. dollar	USD	1300	1310
Euro	EUR	1462.760	1474.012
Pound Sterling	GBP	1724.645	1737.912
Canadian Dollar	CAD	933.439	940.619
Swiss Franc	CHF	1563.722	1575.750
Swedish Krone	SEK	134.090	135.121
Norwegian Krone	NOK	125.666	126.632
Danish Krone	DKK	196.031	197.539
Japanese Yen	JPY	8.916	8.985
Chinese Yuan	CNY	179.407	180.787
U.A.E Dirham	AED	353.944	356.666
Jordanian Dinar	JOD	1836.158	1850.282
Australian Dollar	AUD	832.910	839.317
Saudi Arabian Rial	SAR	346.602	349.268
Omani Rial	OMR	3377.062	3403.039
Turkish Lira	TRY	33.576	33.834
Special Drawing Rights	SDR	1755.234	1768.736
Gold for a 24-ounce	Gold	4,321,490.030	

The prices above are indicative and do not constitute any obligation on the Central Bank of Iraq

* The maximum US\$ selling price by banks and other financial institutions is 1320 Iraqi Dinar/US\$.

* The prices are based on closing price on Friday (IMF Bulletin).

Dr. Mohammed Yunis Salman

Acting Director General

12.5.2025



CENTRAL BANK OF IRAQ

Investment Department

Currency Exchange Rate List

Date as of

Monday 12/5/2025

Contact

8165171

www.cbi.iq

Bulltein

The approved prices for buying and selling major currencies and gold

Currency	Currency	Buy price(IQD)	Sell price(IQD)
U.S. dollar	USD	1300	1310
Euro	EUR	1443.780	1454.886
Pound Sterling	GBP	1708.655	1721.799
Canadian Dollar	CAD	930.233	937.388
Swiss Franc	CHF	1536.008	1547.823
Swedish Krone	SEK	132.645	133.666
Norwegian Krone	NOK	124.507	125.465
Danish Krone	DKK	193.553	195.042
Japanese Yen	JPY	8.907	8.976
Chinese Yuan	CNY	180.200	181.586
U.A.E Dirham	AED	353.982	356.705
Jordanian Dinar	JOD	1836.158	1850.282
Australian Dollar	AUD	837.070	843.509
Saudi Arabian Rial	SAR	346.667	349.333
Omani Rial	OMR	3381.014	3407.022
Turkish Lira	TRY	33.533	33.791
Special Drawing Rights	SDR	1744.470	1757.889
Gold for a 24-ounce	Gold	4,203,839.770	

The prices above are indicative and do not constitute any obligation on the Central Bank of Iraq

* The maximum US\$ selling price by banks and other financial institutions is 1320 Iraqi Dinar/US\$.

Dr. Mohammed Yunis Salman

Acting Director General

13.5.2025



CENTRAL BANK OF IRAQ

Investment Department

Currency Exchange Rate List

Date as of

Tuesday 13/5/2025

Contact

8165171

www.cbi.iq

Bulltein

The approved prices for buying and selling major currencies and go

Currency	Currency	Buy price(IQD	Sell price(IQD
U.S. dollar	USD	1300	1310
Euro	EUR	1444.560	1455.672
Pound Sterling	GBP	1716.520	1729.724
Canadian Dollar	CAD	930.632	937.791
Swiss Franc	CHF	1543.760	1555.635
Swedish Krone	SEK	133.440	134.467
Norwegian Krone	NOK	124.819	125.779
Danish Krone	DKK	193.654	195.144
Japanese Yen	JPY	8.790	8.858
Chinese Yuan	CNY	180.593	181.982
U.A.E Dirham	AED	353.982	356.705
Jordanian Dinar	JOD	1836.158	1850.282
Australian Dollar	AUD	833.170	839.579
Saudi Arabian Rial	SAR	346.667	349.333
Omani Rial	OMR	3381.014	3407.022
Turkish Lira	TRY	33.528	33.786
Special Drawing Rights	SDR	1746.628	1760.064
Gold for a 24-ounce	Gold	4,221,620.130	

The prices above are indicative and do not constitute any obligation on the Central Bank of Iraq

* The maximum US\$ selling price by banks and other financial institutions is 1320 Iraqi Dinar/US\$.

Dr. Mohammed Yunis Salman

Acting Director General

14.5.2025



CENTRAL BANK OF IRAQ

Investment Department

Currency Exchange Rate List

Date as of

Wednesday, May 14, 2025

Contact

8165171

www.cbi.iq

Bulltein

The approved prices for buying and selling major currencies and gold


Currency	Currency C	Buy price(IQD)	Sell price(IQD)
U.S. dollar	USD	1300	1310
Euro	EUR	1457.820	1469.034
Pound Sterling	GBP	1735.370	1748.719
Canadian Dollar	CAD	930.965	938.127
Swiss Franc	CHF	1557.166	1569.144
Swedish Krone	SEK	134.312	135.345
Norwegian Krone	NOK	125.984	126.953
Danish Krone	DKK	195.439	196.942
Japanese Yen	JPY	8.824	8.892
Chinese Yuan	CNY	180.283	181.669
U.A.E Dirham	AED	353.982	356.705
Jordanian Dinar	JOD	1836.158	1850.282
Australian Dollar	AUD	841.360	847.832
Saudi Arabian Rial	SAR	346.667	349.333
Omani Rial	OMR	3381.014	3407.022
Turkish Lira	TRY	33.559	33.817
Special Drawing Rights	SDR	1755.949	1769.456
Gold for a 24-ounce	Gold	4,132,043.630	

The prices above are indicative and do not constitute any obligation on the Central Bank of Iraq

* The maximum US\$ selling price by banks and other financial institutions is 1320 Iraqi Dinar/US\$.

Dr. Mohammed Yunis Salman
Acting Director General

19.5.2025



CENTRAL BANK OF IRAQ

Investment Department

Currency Exchange Rate List

Date as of

Monday, May 19, 2025

Contact

8165171

www.cbi.iq


Bulltein

The approved prices for buying and selling major currencies and gold

Currency	Currency	Buy price(IQD)	Sell price(IQD)
U.S. dollar	USD	1300	1310
Euro	EUR	1464.060	1475.322
Pound Sterling	GBP	1740.635	1754.025
Canadian Dollar	CAD	932.033	939.203
Swiss Franc	CHF	1561.937	1573.952
Swedish Krone	SEK	134.299	135.332
Norwegian Krone	NOK	126.261	127.233
Danish Krone	DKK	196.232	197.742
Japanese Yen	JPY	8.973	9.042
Chinese Yuan	CNY	180.208	181.594
U.A.E Dirham	AED	353.982	356.705
Jordanian Dinar	JOD	1836.158	1850.282
Australian Dollar	AUD	832.260	838.662
Saudi Arabian Rial	SAR	346.667	349.333
Omani Rial	OMR	3381.014	3407.022
Turkish Lira	TRY	33.530	33.787
Special Drawing Rights	SDR	1759.433	1772.967
Gold for a 24-ounce	Gold	4,197,648.260	

The prices above are indicative and do not constitute any obligation on the Central Bank of Iraq

* The maximum US\$ selling price by banks and other financial institutions is 1320 Iraqi Dinar/US\$.


Dr. Mohammed Yunis Salman
Acting Director General

20.5.2025



CENTRAL BANK OF IRAQ

Investment Department

Currency Exchange Rate List

Date as of

Tuesday, May 20, 2025

Contact

8165171

www.cbi.iq

Bulltein


The approved prices for buying and selling major currencies and gold

Currency	Currency	Buy price(IQD)	Sell price(IQD)
U.S. dollar	USD	1300	1310
Euro	EUR	1461.330	1472.571
Pound Sterling	GBP	1737.515	1750.881
Canadian Dollar	CAD	934.244	941.430
Swiss Franc	CHF	1559.033	1571.026
Swedish Krone	SEK	134.270	135.303
Norwegian Krone	NOK	126.025	126.995
Danish Krone	DKK	195.901	197.408
Japanese Yen	JPY	8.948	9.016
Chinese Yuan	CNY	180.083	181.468
U.A.E Dirham	AED	353.982	356.705
Jordanian Dinar	JOD	1836.158	1850.282
Australian Dollar	AUD	834.080	840.496
Saudi Arabian Rial	SAR	346.667	349.333
Omani Rial	OMR	3381.014	3407.022
Turkish Lira	TRY	33.515	33.773
Special Drawing Rights	SDR	1757.392	1770.910
Gold for a 24-ounce	Gold	4,275,708.580	

The prices above are indicative and do not constitute any obligation on the Central Bank of Iraq

* The maximum US\$ selling price by banks and other financial institutions is 1320 Iraqi Dinar/US\$.


Ezzeldin sajid Yousif
Assistant Director General



CENTRAL BANK OF IRAQ

Investment Department

Currency Exchange Rate List

Date as of

Wednesday, May 21, 2025

Contact

8165171

www.cbi.iq



Bulltein

The approved prices for buying and selling major currencies and gold

Currency	Currency	Buy price(IQD)	Sell price(IQD)
U.S. dollar	USD	1300	1310
Euro	EUR	1471.730	1483.051
Pound Sterling	GBP	1743.625	1757.038
Canadian Dollar	CAD	938.019	945.234
Swiss Franc	CHF	1577.766	1589.902
Swedish Krone	SEK	135.712	136.756
Norwegian Krone	NOK	128.155	129.140
Danish Krone	DKK	197.305	198.822
Japanese Yen	JPY	9.013	9.083
Chinese Yuan	CNY	180.398	181.785
U.A.E Dirham	AED	353.982	356.705
Jordanian Dinar	JOD	1836.158	1850.282
Australian Dollar	AUD	838.760	845.212
Saudi Arabian Rial	SAR	346.667	349.333
Omani Rial	OMR	3381.014	3407.022
Turkish Lira	TRY	33.492	33.750
Special Drawing Rights	SDR	1763.671	1777.238
Gold for a 24-ounce	Gold	4,308,117.450	

The prices above are indicative and do not constitute any obligation on the Central Bank of Iraq

* The maximum US\$ selling price by banks and other financial institutions is 1320 Iraqi Dinar/US\$.


Ezzeldin sajid Yousif
Assistant Director General




CENTRAL BANK OF IRAQ

Investment Department

Currency Exchange Rate List

Date as of

Thursday May22/5/2025

Contact

81651/1

www.cbi.iq

Bulltein

The approved prices for buying and selling major currencies and gold

Currency	Currency	Buy price(IQD	Sell price(IQ
U.S. dollar	USD	1300	1310
Euro	EUR	1470.170	1481.479
Pound Sterling	GBP	1741.935	1755.335
Canadian Dollar	CAD	937.275	944.484
Swiss Franc	CHF	1572.137	1584.230
Swedish Krone	SEK	135.518	136.561
Norwegian Krone	NOK	127.669	128.651
Danish Krone	DKK	197.068	198.584
Japanese Yen	JPY	9.069	9.138
Chinese Yuan	CNY	180.435	181.823
U.A.E Dirham	AED	353.982	356.705
Jordanian Dinar	JOD	1836.158	1850.282
Australian Dollar	AUD	838.240	844.688
Saudi Arabian Rial	SAR	346.667	349.333
Omani Rial	OMR	3381.014	3407.022
Turkish Lira	TRY	33.410	33.667
Special Drawing Rights	SDR	1761.266	1774.814
Gold for a 24-ounce	Gold	4,282,327.920	

The prices above are indicative and do not constitute any obligation on the Central Bank of Iraq

* The maximum US\$ selling price by banks and other financial institutions is 1320 Iraqi Dinar/US\$.

Mustafa Qays Abdulrahman
Acting Asst.D.G



CENTRAL BANK OF IRAQ

Investment Department

Currency Exchange Rate List

Date as of
Sunday May25/5/2025

Contact
8165171
www.cbi.iq

Bulltein
The approved prices for buying and selling major currencies and gold

Currency	Curren	Buy price(IQD)	Sell price(IQD)
U.S. dollar	USD	1300	1310
Euro	EUR	1469.130	1480.431
Pound Sterling	GBP	1754.675	1768.173
Canadian Dollar	CAD	946.349	953.629
Swiss Franc	CHF	1573.088	1585.189
Swedish Krone	SEK	135.594	136.637
Norwegian Krone	NOK	127.506	128.487
Danish Krone	DKK	196.949	198.464
Japanese Yen	JPY	9.038	9.108
Chinese Yuan	CNY	180.854	182.246
U.A.E Dirham	AED	353.992	356.715
Jordanian Dinar	JOD	1836.158	1850.282
Australian Dollar	AUD	836.810	843.247
Saudi Arabian Rial	SAR	346.685	349.352
Omani Rial	OMR	3377.939	3403.924
Turkish Lira	TRY	33.413	33.670
Special Drawing Right	SDR	1765.972	1779.556
Gold for a 24-ounce	Gold	4,364,092.070	

The prices above are indicative and do not constitute any obligation on the Central Bank of Iraq

*** The maximum US\$ selling price by banks and other financial institutions is 1320 Iraqi Dinar/US\$.**

*** The prices are based on closing price on Friday (IMF Bulletin).**

Mustafa Qays Abdulrahman
Acting Asst.D.G



CENTRAL BANK OF IRAQ

Investment Department

Currency Exchange Rate List

Date as of

Monday, May 26, 2025

Contact

8165171

www.cbi.iq

Bulltein

The approved prices for buying and selling major currencies and go

Currency	Currency	Buy price(IQD)	Sell price(IQD)
U.S. dollar	USD	1300	1310
Euro	EUR	1480.310	1491.697
Pound Sterling	GBP	1763.190	1776.753
Canadian Dollar	CAD	946.487	953.768
Swiss Franc	CHF	1583.821	1596.004
Swedish Krone	SEK	136.740	137.792
Norwegian Krone	NOK	128.867	129.859
Danish Krone	DKK	198.479	200.006
Japanese Yen	JPY	9.101	9.171
Chinese Yuan	CNY	180.895	182.286
U.A.E Dirham	AED	353.992	356.715
Jordanian Dinar	JOD	1836.158	1850.282
Australian Dollar	AUD	842.790	849.273
Saudi Arabian Rial	SAR	346.611	349.277
Omani Rial	OMR	3377.062	3403.039
Turkish Lira	TRY	33.407	33.664
Special Drawing Rights	SDR	1765.972	1779.556
Gold for a 24-ounce	Gold	4,345,627.000	

The prices above are indicative and do not constitute any obligation on the Central Bank of Iraq

* The maximum US\$ selling price by banks and other financial institutions is 1320 Iraqi Dinar/US\$.

Dr. Mohammed Yunis Salman
Acting Director General

27.5.2025



CENTRAL BANK OF IRAQ

Investment Department

Currency Exchange Rate List

Date as of

Tuesday may 27/5/2025

Contact

8165171

www.cbi.iq

Bulltein

The approved prices for buying and selling major currencies and g

Currency	Currency	Buy price(IQD	Sell price(IQ
U.S. dollar	USD	1300	1310
Euro	EUR	1476.280	1487.636
Pound Sterling	GBP	1760.525	1774.068
Canadian Dollar	CAD	941.415	948.657
Swiss Franc	CHF	1571.472	1583.560
Swedish Krone	SEK	135.706	136.750
Norwegian Krone	NOK	128.305	129.292
Danish Krone	DKK	197.917	199.440
Japanese Yen	JPY	9.067	9.137
Chinese Yuan	CNY	180.696	182.086
U.A.E Dirham	AED	353.982	356.705
Jordanian Dinar	JOD	1836.158	1850.282
Australian Dollar	AUD	842.530	849.011
Saudi Arabian Rial	SAR	346.667	349.333
Omani Rial	OMR	3381.014	3407.022
Turkish Lira	TRY	33.368	33.625
Special Drawing Rights	SDR	1765.153	1778.731
Gold for a 24-ounce	Gold	4,289,424.620	

The prices above are indicative and do not constitute any obligation on the Central Bank of Iraq

* The maximum US\$ selling price by banks and other financial institutions is 1320 Iraqi Dinar/US\$.

Mustafa Qays Abdulrahman
Acting Asst.D.G



CENTRAL BANK OF IRAQ

Investment Department

Currency Exchange Rate List

Date as of

Wednesday may 28/5/2025

Contact

8165171

www.cbi.iq

Bulltein

The approved prices for buying and selling major currencies and

Currency	Currency	Buy price(IQD	Sell price(IQ
U.S. dollar	USD	1300	1310
Euro	EUR	1471.210	1482.527
Pound Sterling	GBP	1754.155	1767.649
Canadian Dollar	CAD	940.257	947.490
Swiss Franc	CHF	1571.377	1583.464
Swedish Krone	SEK	134.606	135.642
Norwegian Krone	NOK	127.616	128.598
Danish Krone	DKK	196.898	198.413
Japanese Yen	JPY	9.027	9.096
Chinese Yuan	CNY	180.774	182.165
U.A.E Dirham	AED	353.944	356.666
Jordanian Dinar	JOD	1836.158	1850.282
Australian Dollar	AUD	835.380	841.806
Saudi Arabian Rial	SAR	346.593	349.259
Omani Rial	OMR	3377.939	3403.924
Turkish Lira	TRY	33.342	33.598
Special Drawing Rights	SDR	1763.723	1777.290
Gold for a 24-ounce	Gold	4,276,103.000	

The prices above are indicative and do not constitute any obligation on the Central Bank of Iraq

* The maximum US\$ selling price by banks and other financial institutions is 1320 Iraqi Dinar/US\$.

Dr. Mohammed Yunis Salman
Acting Director General

29.5.2025



CENTRAL BANK OF IRAQ

Investment Department

Currency Exchange Rate List

Date as of

Thursday 29/5/2025

Contact

8165171

www.cbi.iq

Bulltein

The approved prices for buying and selling major currencies and gold

Currency	Currency	Buy price(IQD)	Sell price(IQD)
U.S. dollar	USD	1300	1310
Euro	EUR	1466.530	1477.811
Pound Sterling	GBP	1751.620	1765.094
Canadian Dollar	CAD	941.483	948.725
Swiss Franc	CHF	1580.355	1592.512
Swedish Krone	SEK	136.237	137.285
Norwegian Krone	NOK	128.608	129.598
Danish Krone	DKK	198.131	199.656
Japanese Yen	JPY	8.922	8.991
Chinese Yuan	CNY	180.837	182.228
U.A.E Dirham	AED	353.973	356.696
Jordanian Dinar	JOD	1836.158	1850.282
Australian Dollar	AUD	834.730	841.151
Saudi Arabian Rial	SAR	346.667	349.333
Omani Rial	OMR	3381.014	3407.022
Turkish Lira	TRY	33.258	33.514
Special Drawing Rights	SDR	1761.123	1774.670
Gold for a 24-ounce	Gold	4,310,666.360	

The prices above are indicative and do not constitute any obligation on the Central Bank of Iraq

* The maximum US\$ selling price by banks and other financial institutions is 1320 Iraqi Dinar/US\$.

Dr. Mohammed Yunis Salman

Acting Director General

1. 6. 2025