


Bulletin the approved prices for buying and selling major currencies and gold for the year 2025 Month April



CENTRAL BANK OF IRAQ

Investment Department

Currency Exchange Rate List

Date as of

الأحد, نيسان ٦, ٢٠٢٥

Contact

8165171

www.cbi.iq

Bulltein

The approved prices for buying and selling major currencies and c

Currency	Currency	Buy price(IQT)	Sell price(IQT)
U.S. dollar	USD	1300	1310
Euro	EUR	1437.410	1448.467
Pound Sterling	GBP	1690.325	1703.328
Canadian Dollar	CAD	914.463	921.497
Swiss Franc	CHF	1528.333	1540.089
Swedish Krone	SEK	130.983	131.991
Norwegian Krone	NOK	123.050	123.997
Danish Krone	DKK	192.635	194.117
Japanese Yen	JPY	8.908	8.976
Chinese Yuan	CNY	178.540	179.913
U.A.E Dirham	AED	353.944	356.666
Jordanian Dinar	JOD	1836.158	1850.282
Australian Dollar	AUD	810.420	816.654
Saudi Arabian Rial	SAR	346.445	349.110
Omani Rial	OMR	3378.905	3404.897
Turkish Lira	TRY	34.219	34.482
Special Drawing Rights	SDR	1740.882	1754.273
Gold for a 24-ounce	Gold	3,948,563.060	

4.7

Mustafa Qays Abdulrahman

Acting Asst.D.G



CENTRAL BANK OF IRAQ

Investment Department

Currency Exchange Rate List

Date as of

الإثنين، نيسان ٧، ٢٠٢٥

Contact

8165173

www.cbi.iq

Bulletin

The approved prices for buying and selling major currencies and gold

Currency	Currency	Buy price(IQD)	Sell price(IQD)
U.S. dollar	USD	1300	1310
Euro	EUR	1425.710	1436.677
Pound Sterling	GBP	1667.445	1680.272
Canadian Dollar	CAD	912.473	919.492
Swiss Franc	CHF	1523.408	1535.126
Swedish Krone	SEK	128.697	129.687
Norwegian Krone	NOK	119.262	120.179
Danish Krone	DKK	191.016	192.486
Japanese Yen	JPY	8.919	8.988
Chinese Yuan	CNY	177.790	179.158
U.A.E Dirham	AED	353.982	356.705
Jordanian Dinar	JOD	1836.158	1850.282
Australian Dollar	AUD	782.210	788.227
Saudi Arabian Rial	SAR	346.667	349.333
Omani Rial	OMR	3381.014	3407.022
Turkish Lira	TRY	34.253	34.517
Special Drawing Rights	SDR	1733.654	1746.990
Gold for a 24-ounce	Gold	3,877,301.740	

1993

The maximum US swelling ratio (λ_{max}) was determined by dividing the maximum length of the swollen sample by its original length.

Dr. Mohammed Yunis Salman
Acting Director General

8.4.2025



CENTRAL BANK OF IRAQ

Investment Department

Currency Exchange Rate List

Date as of
الثلاثاء، نيسان ٨، ٢٠٢٥


Contact
8165171
www.cbi.iq

Bulltein
The approved prices for buying and selling major currencies and gold

Currency	Currency t	Buy price(IQD)	Sell price(IQD)
U.S. dollar	USD	1300	1310
Euro	EUR	1424.280	1435.236
Pound Sterling	GBP	1659.450	1672.215
Canadian Dollar	CAD	911.513	918.525
Swiss Franc	CHF	1534.104	1545.905
Swedish Krone	SEK	129.825	130.823
Norwegian Krone	NOK	118.795	119.709
Danish Krone	DKK	190.795	192.263
Japanese Yen	JPY	8.887	8.955
Chinese Yuan	CNY	177.141	178.503
U.A.E Dirham	AED	353.944	356.666
Jordanian Dinar	JOD	1836.158	1850.282
Australian Dollar	AUD	774.020	779.974
Saudi Arabian Rial	SAR	346.316	348.980
Omani Rial	OMR	3377.237	3403.216
Turkish Lira	TRY	34.260	34.524
Special Drawing Rights	SDR	1733.654	1746.990
Gold for a 24 ounce	Gold	3,878,917.250	

The prices above are indicative and do not constitute any obligation of the Central Bank of Iraq.

The maximum USD per 100 Iraqi Dinars and other foreign currencies is 1020 Iraqi Dinars/USD.


Dr. Mohammed Yunis Salman
Acting Director General
9.4.2025

CENTRAL BANK OF IRAQ

Investment Department

Currency Exchange Rate List

Date as of
Wednesday, April 9, 2025


Contact
8165171
www.cbi.iq


Bulltein
The approved prices for buying and selling major currencies and gold

Currency	Currency	Buy price(IQD)	Sell price(IQD)
U.S. dollar	USD	1300	1310
Euro	EUR	1435.850	1446.895
Pound Sterling	GBP	1666.080	1678.896
Canadian Dollar	CAD	923.033	930.133
Swiss Franc	CHF	1514.975	1526.629
Swedish Krone	SEK	130.424	131.427
Norwegian Krone	NOK	120.981	121.911
Danish Krone	DKK	190.677	192.144
Japanese Yen	JPY	8.945	9.014
Chinese Yuan	CNY	176.916	178.277
U.A.E Dirham	AED	353.944	356.666
Jordanian Dinar	JOD	1836.158	1850.282
Australian Dollar	AUD	776.750	782.725
Saudi Arabian Rial	SAR	346.667	349.333
Omani Rial	OMR	3381.014	3407.022
Turkish Lira	TRY	34.237	34.500
Special Drawing Rights	SDR	1736.566	1749.924
Gold for a 24-ounce	Gold	4,006,835.820	

The prices above are indicative and do not constitute any obligation on the Central Bank of Iraq.

* The maximum US\$ selling price by banks and other financial institutions is 1320 Iraqi Dinar/US\$.


Mustafa Qays Abdulrahman
Acting Asst.D.G



CENTRAL BANK OF IRAQ

Investment Department

Currency Exchange Rate List

Date as of

Thursday April 10/4/2025

Contact

8165171

www.cbi.iq


Bulltein

The approved prices for buying and selling major currencies and


Currency	Currency	Buy price(IQD	Sell price(IQD
U.S. dollar	USD	1300	1310
Euro	EUR	1440.660	1451.742
Pound Sterling	GBP	1678.625	1691.538
Canadian Dollar	CAD	929.900	937.053
Swiss Franc	CHF	1544.952	1556.836
Swedish Krone	SEK	130.743	131.749
Norwegian Krone	NOK	120.240	121.165
Danish Krone	DKK	192.981	194.466
Japanese Yen	JPY	8.850	8.918
Chinese Yuan	CNY	177.025	178.387
U.A.E Dirham	AED	353.982	356.705
Jordanian Dinar	JOD	1836.158	1850.282
Australian Dollar	AUD	805.870	812.069
Saudi Arabian Rial	SAR	346.667	349.333
Omani Rial	OMR	3381.014	3407.022
Turkish Lira	TRY	34.304	34.568
Special Drawing Rights	SDR	1741.012	1754.404
Gold for a 24-ounce	Gold	4,126,092.100	

The prices above are indicative and do not constitute any obligation on the Central Bank of Iraq

* The maximum US\$ selling price by banks and other financial institutions is 1320 Iraqi Dinar/US\$.


Dr. Mohammed Yunis Salman
Acting Director General

13.4.2025

**CENTRAL BANK OF IRAQ****Investment Department****Currency Exchange Rate List****Date as of**

Sunday April 13/4/2025

Contact

8165171

www.cbi.iq**Bulltein**

The approved prices for buying and selling major currencies and gold


Currency	Currency Code	Buy price(IQD)	Sell price(IQD)
U.S. dollar	USD	1300	1310
Euro	EUR	1474.980	1486.326
Pound Sterling	GBP	1699.555	1712.629
Canadian Dollar	CAD	935.925	943.125
Swiss Franc	CHF	1584.303	1596.490
Swedish Krone	SEK	132.645	133.665
Norwegian Krone	NOK	121.894	122.832
Danish Krone	DKK	197.520	199.040
Japanese Yen	JPY	9.066	9.135
Chinese Yuan	CNY	177.617	178.984
U.A.E Dirham	AED	353.944	356.666
Jordanian Dinar	JOD	1836.158	1850.282
Australian Dollar	AUD	805.610	811.807
Saudi Arabian Rial	SAR	346.316	348.980
Omani Rial	OMR	3378.905	3404.897
Turkish Lira	TRY	34.337	34.601
Special Drawing Rights	SDR	1757.847	1771.369
Gold for a 24-ounce	Gold	4,207,076.120	

The prices above are indicative and do not constitute any obligation on the Central Bank of Iraq

* The maximum US\$ selling price by banks and other financial institutions is 1320 Iraqi Dinar/US\$.

* The prices are based on closing price on Friday (IMF Bulletin).

Mustafa Qays Abdulrahman**Acting Asst.D.G**



CENTRAL BANK OF IRAQ

Investment Department

Currency Exchange Rate List

Date as of
Monday April 14/4/2025


Contact
8165171
www.cbi.iq

Bulltein
The approved prices for buying and selling major currencies and gold


Currency	Currency Code	Buy price(IQD)	Sell price(IQD)
U.S. dollar	USD	1300	1310
Euro	EUR	1479.010	1490.387
Pound Sterling	GBP	1715.480	1728.676
Canadian Dollar	CAD	936.532	943.736
Swiss Franc	CHF	1588.271	1600.489
Swedish Krone	SEK	134.376	135.410
Norwegian Krone	NOK	123.041	123.987
Danish Krone	DKK	198.059	199.583
Japanese Yen	JPY	9.078	9.148
Chinese Yuan	CNY	178.019	179.388
U.A.E Dirham	AED	353.982	356.705
Jordanian Dinar	JOD	1836.158	1850.282
Australian Dollar	AUD	819.390	825.693
Saudi Arabian Rial	SAR	346.667	349.333
Omani Rial	OMR	3381.014	3407.022
Turkish Lira	TRY	34.188	34.451
Special Drawing Rights	SDR	1761.188	1774.736
Gold for a 24-ounce	Gold	4,172,070.370	

The prices above are indicative and do not constitute any obligation on the Central Bank of Iraq

* The maximum US\$ selling price by banks and other financial institutions is 1320 Iraqi Dinar/US\$.


Dr. Mohammed Yunis Salman
Acting Director General

15.4.2025



CENTRAL BANK OF IRAQ

Investment Department

Currency Exchange Rate List

Date as of

Tuesday, April 15, 2025

Contact

8165171

www.cbi.iq

Bulltein


The approved prices for buying and selling major currencies and gold

Currency	Currency	Buy price(IQD)	Sell price(IQD)
U.S. dollar	USD	1300	1310
Euro	EUR	1472.120	1483.444
Pound Sterling	GBP	1721.395	1734.637
Canadian Dollar	CAD	932.970	940.146
Swiss Franc	CHF	1595.875	1608.151
Swedish Krone	SEK	133.090	134.114
Norwegian Krone	NOK	122.957	123.903
Danish Krone	DKK	197.227	198.744
Japanese Yen	JPY	9.054	9.124
Chinese Yuan	CNY	177.814	179.182
U.A.E Dirham	AED	353.982	356.705
Jordanian Dinar	JOD	1836.158	1850.282
Australian Dollar	AUD	825.760	832.112
Saudi Arabian Rial	SAR	346.667	349.333
Omani Rial	OMR	3381.014	3407.022
Turkish Lira	TRY	34.140	34.403
Special Drawing Rights	SDR	1759.563	1773.098
Gold for a 24-ounce	Gold	4,195,886.500	

The prices above are indicative and do not constitute any obligation on the Central Bank of Iraq

* The maximum US\$ selling price by banks and other financial institutions is 1320 Iraqi Dinar/US\$.

Mustafa Qays Abdulrahman
Acting Asst. D.G



CENTRAL BANK OF IRAQ

Investment Department

Currency Exchange Rate List

Date as of

Wednesday, April 16, 2025

Contact

8165171

www.cbi.iq


Bulltein

The approved prices for buying and selling major currencies and gold

Currency	Currency	Buy price(IQD)	Sell price(IQD)
U.S. dollar	USD	1300	1310
Euro	EUR	1476.150	1487.505
Pound Sterling	GBP	1724.385	1737.650
Canadian Dollar	CAD	938.289	945.507
Swiss Franc	CHF	1590.506	1602.741
Swedish Krone	SEK	132.331	133.349
Norwegian Krone	NOK	122.274	123.214
Danish Krone	DKK	197.686	199.206
Japanese Yen	JPY	9.123	9.193
Chinese Yuan	CNY	177.506	178.871
U.A.E Dirham	AED	353.982	356.705
Jordanian Dinar	JOD	1836.158	1850.282
Australian Dollar	AUD	825.890	832.243
Saudi Arabian Rial	SAR	346.667	349.333
Omani Rial	OMR	3381.014	3407.022
Turkish Lira	TRY	34.095	34.357
Special Drawing Rights	SDR	1761.149	1774.696
Gold for a 24-ounce	Gold	4,346,189.120	

The prices above are indicative and do not constitute any obligation on the Central Bank of Iraq

* The maximum US\$ selling price by banks and other financial institutions is 1320 Iraqi Dinar/US\$.


Dr. Mohammed Yunis Salman
Acting Director General

17.4.2025



CENTRAL BANK OF IRAQ

Investment Department

Currency Exchange Rate List

Date as of

Thursday, April 17, 2025

Contact

8165171

www.cbi.iq

Bulltein

The approved prices for buying and selling major currencies and gold

Currency	Currency	Buy price(IQD)	Sell price(IQD)
U.S. dollar	USD	1300	1310
Euro	EUR	1476.800	1488.160
Pound Sterling	GBP	1719.055	1732.279
Canadian Dollar	CAD	938.154	945.371
Swiss Franc	CHF	1590.798	1603.035
Swedish Krone	SEK	133.916	134.946
Norwegian Krone	NOK	124.214	125.170
Danish Krone	DKK	197.941	199.464
Japanese Yen	JPY	9.125	9.196
Chinese Yuan	CNY	178.102	179.472
U.A.E Dirham	AED	353.982	356.705
Jordanian Dinar	JOD	1836.158	1850.282
Australian Dollar	AUD	824.330	830.671
Saudi Arabian Rial	SAR	346.667	349.333
Omani Rial	OMR	3381.014	3407.022
Turkish Lira	TRY	34.567	34.833
Special Drawing Rights	SDR	1760.772	1774.316
Gold for a 24-ounce	Gold	4,325,802.000	

The prices above are indicative and do not constitute any obligation on the Central Bank of Iraq

* The maximum US\$ selling price by banks and other financial institutions is 1320 Iraqi Dinar/US\$.

Mustafa Qays Abdulrahman
Acting Asst.D.G



CENTRAL BANK OF IRAQ

Investment Department

Currency Exchange Rate List

Date as of
Sunday April 20/4/2025

Contact
8165171
www.cbi.iq

Bulltein
The approved prices for buying and selling major currencies and gold

Currency	Currency C	Buy price(IQD)	Sell price(IQD)
U.S. dollar	USD	1300	1310
Euro	EUR	1480.830	1492.221
Pound Sterling	GBP	1728.220	1741.514
Canadian Dollar	CAD	938.764	945.985
Swiss Franc	CHF	1592.747	1604.999
Swedish Krone	SEK	135.286	136.326
Norwegian Krone	NOK	124.390	125.347
Danish Krone	DKK	198.431	199.957
Japanese Yen	JPY	9.129	9.199
Chinese Yuan	CNY	178.131	179.501
U.A.E Dirham	AED	353.944	356.666
Jordanian Dinar	JOD	1836.158	1850.282
Australian Dollar	AUD	828.880	835.256
Saudi Arabian Rial	SAR	346.491	349.156
Omani Rial	OMR	3379.257	3405.251
Turkish Lira	TRY	34.526	34.791
Special Drawing Rights	SDR	1763.164	1776.727
Gold for a 24-ounce	Gold	4,325,802.000	

The prices above are indicative and do not constitute any obligation on the Central Bank of Iraq

*** The maximum US\$ selling price by banks and other financial institutions is 1320 Iraqi Dinar/US\$.**

*** The prices are based on closing price on Friday (IMF Bulletin).**

Mustafa Qays Abdulrahman
Acting Asst.D.G



CENTRAL BANK OF IRAQ

Investment Department

Currency Exchange Rate List

Date as of
Monday April 21/4/2025

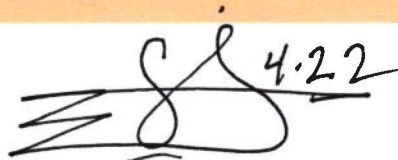
Contact
8165171
www.cbi.iq

Bulltein
The approved prices for buying and selling major currencies and gold

Currency	Currency Cc	Buy price(IQD)	Sell price(IQD)
U.S. dollar	USD	1300	1310
Euro	EUR	1496.690	1508.203
Pound Sterling	GBP	1739.010	1752.387
Canadian Dollar	CAD	939.238	946.463
Swiss Franc	CHF	1607.121	1619.483
Swedish Krone	SEK	136.754	137.806
Norwegian Krone	NOK	125.558	126.524
Danish Krone	DKK	200.506	202.048
Japanese Yen	JPY	9.191	9.262
Chinese Yuan	CNY	178.412	179.785
U.A.E Dirham	AED	353.982	356.705
Jordanian Dinar	JOD	1836.158	1850.282
Australian Dollar	AUD	833.950	840.365
Saudi Arabian Rial	SAR	346.667	349.333
Omani Rial	OMR	3381.014	3407.022
Turkish Lira	TRY	34.058	34.320
Special Drawing Rights	SDR	1773.577	1787.220
Gold for a 24-ounce	Gold	4,451,593.250	

The prices above are indicative and do not constitute any obligation on the Central Bank of Iraq

* The maximum US\$ selling price by banks and other financial institutions is 1320 Iraqi Dinar/US\$.

 4.22

Mustafa Qays Abdulrahman
Acting Asst.D.G



CENTRAL BANK OF IRAQ

Investment Department

Currency Exchange Rate List

Date as of
Tuesday April 22/4/2025


Contact
8165171
www.cbi.iq

Bulltein
The approved prices for buying and selling major currencies and gold

Currency	Currency C	Buy price(IQD)	Sell price(IQD)
U.S. dollar	USD	1300	1310
Euro	EUR	1491.880	1503.356
Pound Sterling	GBP	1737.645	1751.012
Canadian Dollar	CAD	941.074	948.313
Swiss Franc	CHF	1600.492	1612.804
Swedish Krone	SEK	136.678	137.729
Norwegian Krone	NOK	125.490	126.455
Danish Krone	DKK	199.834	201.371
Japanese Yen	JPY	9.286	9.357
Chinese Yuan	CNY	177.778	179.145
U.A.E Dirham	AED	353.982	356.705
Jordanian Dinar	JOD	1836.158	1850.282
Australian Dollar	AUD	836.810	843.247
Saudi Arabian Rial	SAR	346.667	349.333
Omani Rial	OMR	3381.014	3407.022
Turkish Lira	TRY	33.990	34.252
Special Drawing Rights	SDR	1770.288	1783.906
Gold for a 24-ounce	Gold	4,395,944.020	

The prices above are indicative and do not constitute any obligation on the Central Bank of Iraq

* The maximum US\$ selling price by banks and other financial institutions is 1320 Iraqi Dinar/US\$.

 4.23

Mustafa Qays Abdulrahman
Acting Asst.D.G



CENTRAL BANK OF IRAQ

Investment Department

Currency Exchange Rate List

Date as of
Wednesday April 23/4/2025


Contact
8165171
www.cbi.iq

Bulltein
The approved prices for buying and selling major currencies and gold

Currency	Currency C	Buy price(IQD)	Sell price(IQD)
U.S. dollar	USD	1300	1310
Euro	EUR	1483.950	1495.365
Pound Sterling	GBP	1729.195	1742.497
Canadian Dollar	CAD	936.599	943.804
Swiss Franc	CHF	1577.191	1589.324
Swedish Krone	SEK	135.651	136.694
Norwegian Krone	NOK	124.796	125.756
Danish Krone	DKK	198.768	200.297
Japanese Yen	JPY	9.149	9.220
Chinese Yuan	CNY	178.216	179.587
U.A.E Dirham	AED	353.982	356.705
Jordanian Dinar	JOD	1836.158	1850.282
Australian Dollar	AUD	831.740	838.138
Saudi Arabian Rial	SAR	346.667	349.333
Omani Rial	OMR	3381.014	3407.022
Turkish Lira	TRY	33.951	34.212
Special Drawing Rights	SDR	1764.542	1778.115
Gold for a 24-ounce	Gold	4,273,734.140	

The prices above are indicative and do not constitute any obligation on the Central Bank of Iraq

* The maximum US\$ selling price by banks and other financial institutions is 1320 Iraqi Dinar/US\$.

 4.24

Mustafa Qays Abdulrahman
Acting Asst.D.G



CENTRAL BANK OF IRAQ

Investment Department

Currency Exchange Rate List

Date as of

Thursday 24/4/2025

Contact

8165171

www.cbi.iq

Bulltein

The approved prices for buying and selling major currencies and gold

Currency	Currency	Buy price(IQD)	Sell price(IQD)
U.S. dollar	USD	1300	1310
Euro	EUR	1478.880	1490.256
Pound Sterling	GBP	1729.130	1742.431
Canadian Dollar	CAD	937.140	944.348
Swiss Franc	CHF	1574.803	1586.917
Swedish Krone	SEK	135.540	136.583
Norwegian Krone	NOK	125.026	125.988
Danish Krone	DKK	198.095	199.619
Japanese Yen	JPY	9.097	9.167
Chinese Yuan	CNY	178.172	179.543
U.A.E Dirham	AED	353.982	356.705
Jordanian Dinar	JOD	1836.158	1850.282
Australian Dollar	AUD	825.110	831.457
Saudi Arabian Rial	SAR	346.667	349.333
Omani Rial	OMR	3381.014	3407.022
Turkish Lira	TRY	33.903	34.164
Special Drawing Rights	SDR	1763.138	1776.701
Gold for a 24-ounce	Gold	4,352,700.820	

The prices above are indicative and do not constitute any obligation on the Central Bank of Iraq

* The maximum US\$ selling price by banks and other financial institutions is 1320 Iraqi Dinar/US\$.

Dr. Mohammed Yunis Salman

Acting Director General

27.4.2023



CENTRAL BANK OF IRAQ

Investment Department

Currency Exchange Rate List

Date as of

Sunday, April 27, 2025

Contact

8165171

www.cbi.iq

Bulltein

The approved prices for buying and selling major currencies and gold

Currency	Currency	Buy price(IQD)	Sell price(IQD)
U.S. dollar	USD	1300	1310
Euro	EUR	1476.410	1487.767
Pound Sterling	GBP	1731.080	1744.396
Canadian Dollar	CAD	937.748	944.961
Swiss Franc	CHF	1568.154	1580.217
Swedish Krone	SEK	134.201	135.233
Norwegian Krone	NOK	124.681	125.640
Danish Krone	DKK	197.761	199.282
Japanese Yen	JPY	9.091	9.161
Chinese Yuan	CNY	178.419	179.792
U.A.E Dirham	AED	353.944	356.666
Jordanian Dinar	JOD	1836.158	1850.282
Australian Dollar	AUD	831.090	837.483
Saudi Arabian Rial	SAR	346.556	349.222
Omani Rial	OMR	3378.993	3404.985
Turkish Lira	TRY	33.859	34.119
Special Drawing Rights	SDR	1761.461	1775.011
Gold for a 24-ounce	Gold	4,313,660.000	

The prices above are indicative and do not constitute any obligation on the Central Bank of Iraq

* The maximum US\$ selling price by banks and other financial institutions is 1320 Iraqi Dinar/US\$.

* The prices are based on closing price on Friday (IMF Bulletin).


Dr. Mohammed Yunis Salman
Acting Director General

28.4.2025



CENTRAL BANK OF IRAQ

Investment Department

Currency Exchange Rate List

Date as of

Monday 28/4/2025

Contact

8165171

www.cbi.iq

Bulltein

The approved prices for buying and selling major currencies and gold

Currency	Currency	Buy price(IQD)	Sell price(IQD)
U.S. dollar	USD	1300	1310
Euro	EUR	1476.540	1487.898
Pound Sterling	GBP	1734.070	1747.409
Canadian Dollar	CAD	938.628	945.848
Swiss Franc	CHF	1566.643	1578.694
Swedish Krone	SEK	134.268	135.300
Norwegian Krone	NOK	124.482	125.439
Danish Krone	DKK	197.812	199.334
Japanese Yen	JPY	9.067	9.137
Chinese Yuan	CNY	178.102	179.472
U.A.E Dirham	AED	353.982	356.705
Jordanian Dinar	JOD	1836.158	1850.282
Australian Dollar	AUD	832.520	838.924
Saudi Arabian Rial	SAR	346.667	349.333
Omani Rial	OMR	3381.014	3407.022
Turkish Lira	TRY	33.859	34.119
Special Drawing Rights	SDR	1760.967	1774.513
Gold for a 24-ounce	Gold	4,343,774.500	

The prices above are indicative and do not constitute any obligation on the Central Bank of Iraq

* The maximum US\$ selling price by banks and other financial institutions is 1320 Iraqi Dinar/US\$.

Dr. Mohammed Yunis Salman

Acting Director General

29. 4. 2025



CENTRAL BANK OF IRAQ

Investment Department

Currency Exchange Rate List

Date as of

Tuesday 29/4/2025

Contact

8165171

www.cbi.iq

Bulltein

The approved prices for buying and selling major currencies and gold

Currency	Currency	Buy price(IQD)	Sell price(IQD)
U.S. dollar	USD	1300	1310
Euro	EUR	1478.490	1489.863
Pound Sterling	GBP	1739.725	1753.108
Canadian Dollar	CAD	938.832	946.053
Swiss Franc	CHF	1573.755	1585.860
Swedish Krone	SEK	134.874	135.912
Norwegian Krone	NOK	125.248	126.212
Danish Krone	DKK	198.092	199.616
Japanese Yen	JPY	9.133	9.203
Chinese Yuan	CNY	179.009	180.386
U.A.E Dirham	AED	353.982	356.705
Jordanian Dinar	JOD	1836.158	1850.282
Australian Dollar	AUD	833.690	840.103
Saudi Arabian Rial	SAR	346.667	349.333
Omani Rial	OMR	3381.014	3407.022
Turkish Lira	TRY	33.827	34.087
Special Drawing Rights	SDR	1764.191	1777.762
Gold for a 24-ounce	Gold	4,310,941.570	


The prices above are indicative and do not constitute any obligation on the Central Bank of Iraq

* The maximum US\$ selling price by banks and other financial institutions is 1320 Iraqi Dinar/US\$.

Dr. Mohammed Yunis Salman

Acting Director General

30. 4. 2025



CENTRAL BANK OF IRAQ

Investment Department

Currency Exchange Rate List

Date as of

Wednesday April 30/4/2025

Contact

8165171

www.cbi.iq

Bulltein

The approved prices for buying and selling major currencies a

Currency	Currency	Buy price(IQD)	Sell price(IQD)
U.S. dollar	USD	1300	1310
Euro	EUR	1478.490	1489.863
Pound Sterling	GBP	1736.410	1749.767
Canadian Dollar	CAD	941.211	948.451
Swiss Franc	CHF	1576.140	1588.264
Swedish Krone	SEK	134.757	135.794
Norwegian Krone	NOK	125.200	126.163
Danish Krone	DKK	198.092	199.616
Japanese Yen	JPY	9.122	9.192
Chinese Yuan	CNY	178.972	180.349
U.A.E Dirham	AED	353.982	356.705
Jordanian Dinar	JOD	1836.158	1850.282
Australian Dollar	AUD	834.080	840.496
Saudi Arabian Rial	SAR	346.667	349.333
Omani Rial	OMR	3381.014	3407.022
Turkish Lira	TRY	33.790	34.050
Special Drawing Rights	SDR	1762.943	1776.504
Gold for a 24-ounce	Gold	4,274,035.350	

The prices above are indicative and do not constitute any obligation on the Central Bank of Iraq

* The maximum US\$ selling price by banks and other financial institutions is 1320 Iraqi Dinar/US\$.

Dr. Mohammed Yunis Salman
Acting Director General

4.5.2025